

# Data Sheet | Item Number: 858-303

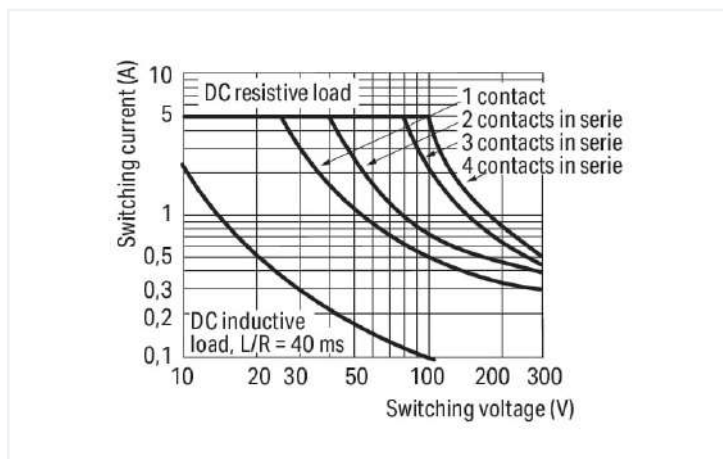
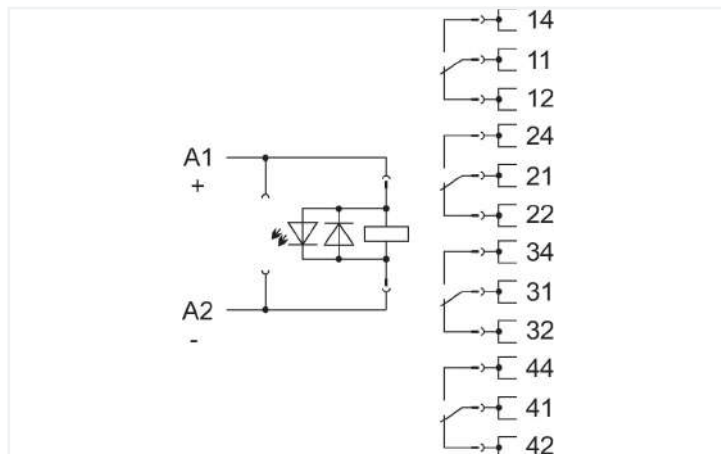
Relay module; Nominal input voltage: 12 VDC; 4 changeover contacts; Limiting continuous current: 5 A; with manual operation; Red status indicator; Module width: 31 mm



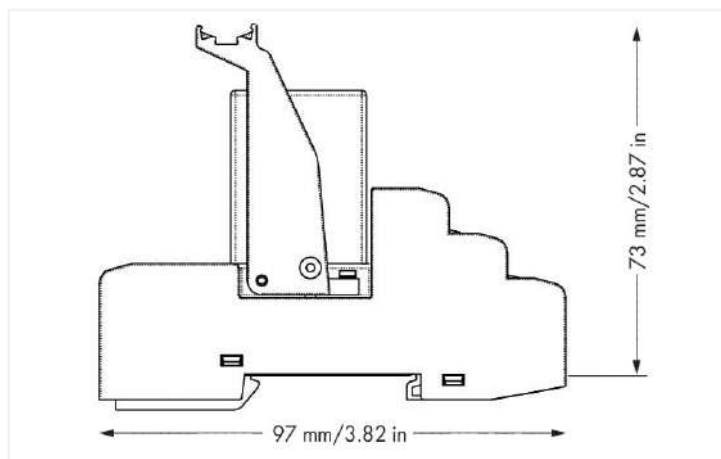
<https://www.wago.com/858-303>



Similar to illustration



DC load limit curve



Dimensions in mm

## Technical data

Control circuit	
Nominal input voltage $U_N$	DC 12 V
Input voltage range	-20 ... +10 %
Nominal input current at $U_N$	75 mA

Load circuit	
Number of changeover/switchover contacts	4
Contact material (relay)	AgCe
Limiting continuous current	5 A
Inrush current (resistive) max.	(AC) 15 A / 4 s
Switching voltage (max.)	AC 250 V
Switching power (resistive) max.	AC 1250 VA; DC (see load limit curve)
Switching capacity	AC-15: 1 A / AC 240 V; DC-13: 2 A / DC 24 V
Recommended minimum load	12 V / 100 mA
Pull-in time (typ.)	25 ms
Drop-out time (typ.)	25 ms
Bounce time (typ.)	4 ms
Electrical life (NO; resistive load; 23 °C)	100 x 10 <sup>3</sup> switching operations
Mechanical life	20 x 10 <sup>6</sup> switching operations

### Signaling

Status indicator	Red LED Mechanical
------------------	-----------------------

### Safety and protection

Rated voltage	300 V
Rated surge voltage	2.5 kV
Overvoltage category	II
Pollution degree	2
Dielectric strength (control/load circuit) (AC, 1 min)	1.5 kVrms
Dielectric strength (open contact) (AC, 1 min)	1 kVrms
Dielectric strength (load/load circuit) (AC, 1 min)	1.5 kVrms
Insulation type (control/load circuit)	Basic insulation
Insulation type (open contact)	Functional insulation
Insulation type (load/load circuit)	Basic insulation
Insulation type (adjacent devices)	Reinforced insulation (safe isolation)
Protection type	IP20

### Connection data

Connection technology	Push-in CAGE CLAMP®
Solid conductor	0.34 ... 1.5 mm <sup>2</sup> / 22 ... 16 AWG
Fine-stranded conductor	0.34 ... 1.5 mm <sup>2</sup> / 22 ... 16 AWG
Strip length	9 ... 10 mm / 0.35 ... 0.39 inches
Note (conductor cross-section)	2 x 0.34 ... 2 x 1.5 mm <sup>2</sup> / 1 x 2.5 mm <sup>2</sup> / 2 x 22 ... 2 x 16 AWG

### Physical data

Width	31 mm / 1.22 inches
Height	97 mm / 3.819 inches
Depth from upper-edge of DIN-rail	73 mm / 2.874 inches

### Mechanical data

Mounting type	DIN-35 rail
Mounting position	horizontal (standing/lying); vertical

### Material data

Fire load	1.255 MJ
Weight	99.5 g

### Environmental requirements

Ambient temperature (operation at U <sub>N</sub> )	-25 ... +70 °C
Ambient temperature (storage)	-40 ... +70 °C
Processing temperature	-25 ... +50 °C
Temperature range of connection cable	≥ (T <sub>ambient</sub> + 25 K)
Relative humidity	5 ... 85 %
Operating altitude (max.)	2000 m

## Standards and specifications

Standards/specifications	EN 61010-2-201 EN 61810-1 EN 61373 UL 508 (max. 50 °C)
--------------------------	---

## Basic relay

WAGO Basic Relay	858-164
------------------	---------

## Commercial data

Product Group	6 (INTERFACE ELECTRONIC)
eCl@ss 10.0	27-37-16-01
eCl@ss 9.0	27-37-16-01
ETIM 8.0	EC001437
ETIM 7.0	EC001437
PU (SPU)	5 pcs
Packaging type	Box
Country of origin	DE
GTIN	4055143568326
Customs tariff number	85364900990

## Environmental Product Compliance

RoHS Compliance Status	Compliant, No Exemption
------------------------	-------------------------

## Approvals / Certificates

### General approvals

### Declarations of conformity and manufacturer's declarations



Approval	Standard	Certificate Name
EAC Brjansker Zertifizierungs- stelle	TP TC 004/2011	EAC RU C-DE.AM02. B.00122/19

Approval	Standard	Certificate Name
EU-Declaration of Confor- mity WAGO GmbH & Co. KG	-	-
UK-Declaration of Confor- mity WAGO GmbH & Co. KG	-	-

## Downloads

### Environmental Product Compliance

#### Compliance Search

Environmental Product  
Compliance 858-303



## Documentation

Bid Text			
858-303	19.02.2019	xml 4.68 KB	<a href="#">↓</a>
858-303	20.02.2019	docx 16.88 KB	<a href="#">↓</a>

CAD/CAE-Data	
<b>CAD data</b>	<b>CAE data</b>
2D/3D Models 858-303 <a href="#">↓</a>	EPLAN Data Portal 858-303 <a href="#">↓</a>
	WSCAD Universe 858-303 <a href="#">↓</a>
	ZUKEN Portal 858-303 <a href="#">↓</a>

## 1 Compatible Products

### 1.1 Optional Accessories

#### 1.1.1 Basic relay

##### 1.1.1.1 Basic relay



**Item No.: 858-164**  
Basic relay; Nominal input voltage: 12 VDC

#### 1.1.2 Ferrule

##### 1.1.2.1 Ferrule



**Item No.: 216-241**  
Ferrule; Sleeve for 0.5 mm<sup>2</sup> / 20 AWG; insulated; electro-tin plated; electrolytic copper; gastight crimped; acc. to DIN 46228, Part 4/09.90; white



**Item No.: 216-242**  
Ferrule; Sleeve for 0.75 mm<sup>2</sup> / 18 AWG; insulated; electro-tin plated; electrolytic copper; gastight crimped; acc. to DIN 46228, Part 4/09.90; gray



**Item No.: 216-243**  
Ferrule; Sleeve for 1 mm<sup>2</sup> / AWG 18; insulated; electro-tin plated; electrolytic copper; gastight crimped; acc. to DIN 46228, Part 4/09.90; red



**Item No.: 216-244**  
Ferrule; Sleeve for 1.5 mm<sup>2</sup> / AWG 16; insulated; electro-tin plated; electrolytic copper; gastight crimped; acc. to DIN 46228, Part 4/09.90; black

#### 1.1.3 Indicators

##### 1.1.3.1 Status indication



**Item No.: 788-120**  
Accessories for relay modules; Operation status indicator: red; Nominal operating voltage: 24 VDC

#### 1.1.4 Installation

1.1.4.1 Socket without relay



[Item No.: 858-110](#)

Ejector; for basic relays 25 mm x 35 mm

1.1.5 Jumper

1.1.5.1 Jumper



[Item No.: 858-402](#)

Jumper; 2-way; insulated; light blue

1.1.6 Marking

1.1.6.1 Double marker carrier



[Item No.: 209-128](#)

Adaptor; gray

1.1.6.2 Group marker carrier



[Item No.: 249-105](#)

Group marker carrier; gray



[Item No.: 209-145](#)

Group marker carrier; white

1.1.6.3 Marker



[Item No.: 209-183](#)

Marker; white



[Item No.: 793-5501](#)

WMB marking card; as card; for terminal block width 5 - 17.5 mm; stretchable 5 - 5.2 mm; plain; snap-on type; white



[Item No.: 793-502](#)

WMB marking card; as card; MARKED; 1 ... 10 (10x); not stretchable; Horizontal marking; snap-on type; white



[Item No.: 793-566](#)

WMB marking card; as card; MARKED; 1 ... 50 (2x); not stretchable; Horizontal marking; snap-on type; white



[Item No.: 793-503](#)

WMB marking card; as card; MARKED; 11 ... 20 (10x); not stretchable; Horizontal marking; snap-on type; white



[Item No.: 793-504](#)

WMB marking card; as card; MARKED; 21 ... 30 (10x); not stretchable; Horizontal marking; snap-on type; white



[Item No.: 793-505](#)

WMB marking card; as card; MARKED; 31 ... 40 (10x); not stretchable; Horizontal marking; snap-on type; white



[Item No.: 793-506](#)

WMB marking card; as card; MARKED; 41 ... 50 (10x); not stretchable; Horizontal marking; snap-on type; white



[Item No.: 793-501](#)

WMB marking card; as card; not stretchable; plain; snap-on type; white



[Item No.: 2009-115](#)

WMB-Inline; for Smart Printer; 1500 pieces on roll; stretchable 5 - 5.2 mm; plain; snap-on type; white

### 1.1.6.4 Marking devices



Item No.: 210-110

Fiber-tip pen

### 1.1.6.5 Marking strip



Item No.: 2009-110

Marking strips; for Smart Printer; on reel; not stretchable; plain; snap-on type; white

### 1.1.6.6 Protective marker cover



Item No.: 209-184

Protection cover; transparent

## 1.1.7 Tool

### 1.1.7.1 Operating tool



Item No.: 210-719

Operating tool; Blade: 2.5 x 0.4 mm; with a partially insulated shaft

## Installation Notes

### Commoning



Removing a jumper via screwdriver.

### Marking



Marking using WMB Multi markers and group marker carriers.