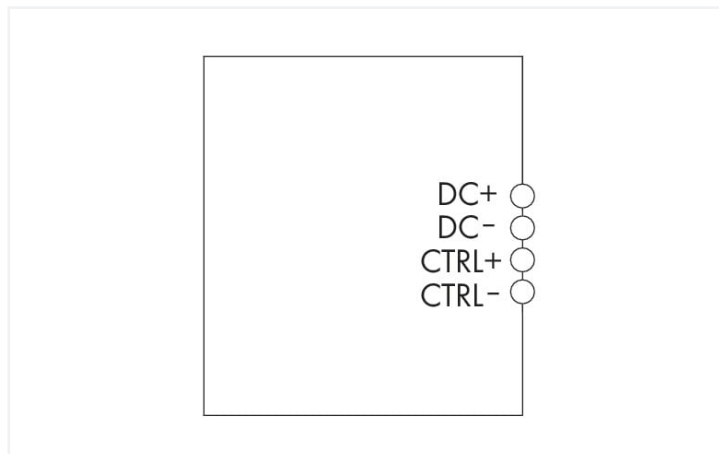


Data Sheet | Item Number: 787-871

Lead-acid AGM battery module; 24 VDC input voltage; 20 A output current; 3.2 Ah capacity; with battery control; 2,50 mm²

<https://www.wago.com/787-871>



Features:

- Lead-acid, absorbed glass mat (AGM) battery module for uninterruptible power supply (UPS)
- Can be connected to both 787-870 or 787-875 UPS Charger and Controller, as well as to the 787-1675 Power Supply with integrated UPS charger and controller
- Parallel operation provides higher buffer time
- Built-in temperature sensor
- Mounting plate via continuous carrier rail
- Battery-Control (from manufacturing no. 213987) detects both battery life and battery type

Notes

Note

For parallel connection, please switch battery capacity setting to "OFF" in the UPS charger and controller.

Technical data

Input

Nominal input voltage $U_{i, \text{nom}}$ DC 24 V

Output

Nominal output voltage $U_{o, \text{nom}}$ DC 24 V

Nominal output current $I_{o, \text{nom}}$ 20 A

Energy storage system

Battery capacity 3.2 Ah

Charging current ≤ 0.8 A

End-of-charge voltage DC 27 V (25 °C)

Signaling and communication

Signaling Battery control (C+; C-)

Circuit protection

Internal fuse T 25 A

Safety and protection

Protection class	III
Protection type	IP20; per EN 60529
Pollution degree	2
Series operation	No
MTBF	> 500,000 h (per IEC 61709)
Service life (typ.)	5 / 4 / 2 a (20 / 30 / 40 °C)

Connection data

Connection type 1	Input/output/battery control
Connection technology	CAGE CLAMP®
WAGO connector	WAGO 231 Series
Solid conductor	0.08 ... 2.5 mm ² / 28 ... 12 AWG
Fine-stranded conductor	0.08 ... 2.5 mm ² / 28 ... 12 AWG
Strip length	8 ... 9 mm / 0.31 ... 0.35 inches
Cable length (max.)	3 m (Input, output, battery control)

Physical data

Width	76.2 mm / 3 inches
Height	168 mm / 6.614 inches
Depth	175.5 mm / 6.909 inches

Mechanical data

Mounting type	Screw mount
---------------	-------------

Material data

Fire load	0 MJ
Weight	3079 g

Environmental requirements

Ambient temperature (operation)	-10 ... +40 °C
Ambient temperature (storage)	-20 ... +40 °C
Relative humidity	5 ... 80 % (no condensation permissible)

Standards and specifications

Conformity marking	CE
Standards/specifications	VdS-tested battery UL 508

Commercial data

Product Group	6 (INTERFACE ELECTRONIC)
eCl@ss 10.0	27-05-04-03
eCl@ss 9.0	27-05-04-03
ETIM 8.0	EC000357
ETIM 7.0	EC000357
PU (SPU)	1 pcs
Packaging type	Box
Country of origin	DE
GTIN	4045454916626
Customs tariff number	85072080900

Environmental Product Compliance

CAS-No.	7439-92-1
REACH Candidate List Substance	Lead
RoHS Compliance Status	Compliant, No Exemption
SCIP notification number (Austria)	7b6472ef-42de-45f6-bf0e-be8b9ac48c25
SCIP notification number (Belgium)	07ed6b0d-a231-4e2f-b8d7-3ac2403e53c3
SCIP notification number (Bulgaria)	d9957315-79a3-467a-a5f9-31c4d6b5ba88
SCIP notification number (Czech Republic)	ee47c3b9-2f0b-430c-92f3-ca7236dd3a5a
SCIP notification number (Denmark)	4f92bd01-ef69-47c1-aab5-8b6d06e3d0eb
SCIP notification number (Finland)	0294daf7-25b3-4dd1-a10c-8a4547363b54
SCIP notification number (France)	10201498-261f-4956-95f2-aaa90544e30c
SCIP notification number (Germany)	38458ceb-5763-43a6-93cc-f05a51477e61
SCIP notification number (Hungary)	3ca9a168-305f-4c20-9e34-196878f02e77
SCIP notification number (Italy)	fe08e321-647a-46a9-96f0-6e8342a4c2ad
SCIP notification number (Netherlands)	adb489ff-bed5-4b65-b460-44e5d1c1e054
SCIP notification number (Poland)	fa986362-c788-4500-bd29-f4fd52521496
SCIP notification number (Romania)	978a05a9-df26-40b6-928c-1b01d5ce4682
SCIP notification number (Sweden)	981fe31d-cc9a-40f7-a7a8-8e63a9cb11a1

Approvals / Certificates

General approvals			Declarations of conformity and manufacturer's declarations		
Approval	Standard	Certificate Name	Approval	Standard	Certificate Name
EAC Brjansker Zertifizierungsstelle	TP TC 020/2011	RU_C-DE.AM02. B.00093-19	EU-Declaration of Conformity WAGO GmbH & Co. KG	-	-
UL Underwriters Laboratories Inc.	UL 508	E255817 UR			


Downloads




Environmental Product Compliance	
Compliance Search	
Environmental Product Compliance 787-871	↓

Documentation

Bid Text				Instruction Leaflet			
787-871	12.07.2019	xml 5.50 KB	↓	Bleigel-Akku-Modul	23.03.2022	pdf 574.72 KB	↓
787-871	12.07.2019	docx 21.02 KB	↓				
ausschreiben.de 787-871			↓				

CAD/CAE-Data

CAD data
2D/3D Models 787-871 

CAE data
EPLAN Data Portal 787-871 
WSCAD Universe 787-871 
ZUKEN Portal 787-871 

1 Compatible Products

1.1 Optional Accessories

1.1.1 Marking

1.1.1.1 Marking strip



Item No.: 210-831
 Marking strips; on reel; 2.3 mm wide; plain; Self-adhesive; white

Item No.: 210-832
 Marking strips; on reel; 3 mm wide; plain; Self-adhesive; white

1.1.2 Power supply

1.1.2.1 Uninterruptible power supply



Item No.: 787-1675
 Switched-mode power supply with integrated charger and controller; Classic; 1-phase; 24 VDC output voltage; 5 A output current; communication capability; 10,00 mm²

Item No.: 787-870
 UPS charger and controller; 24 VDC input voltage; 24 VDC output voltage; 10 A output current; LineMonitor; communication capability; 2,50 mm²

Item No.: 787-875
 UPS charger and controller; 24 VDC input voltage; 24 VDC output voltage; 20 A output current; LineMonitor; communication capability; 10,00 mm²

1.1.3 Tool

1.1.3.1 Operating tool



Item No.: 210-720
 Operating tool; Blade: 3.5 x 0.5 mm; with a partially insulated shaft; multicoloured