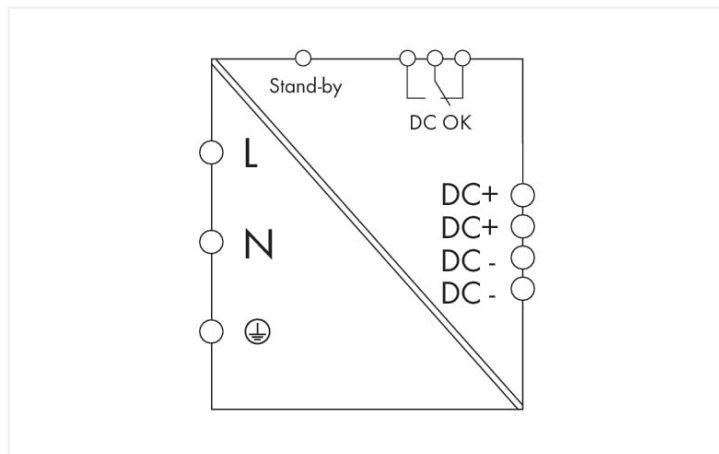


Data Sheet | Item Number: 787-835

Switched-mode power supply; Pro; 1-phase; 48 VDC output voltage; 10 A output current; TopBoost + PowerBoost; DC OK contact

<https://www.wago.com/787-835>



Features:

- Switched-mode power supply with PowerBoost and TopBoost
- Switch off the output and minimize power consumption via stand-by input
- Output monitoring via DC OK contact
- Suitable for both parallel and series operation
- Natural convection cooling when horizontally mounted
- Encapsulated for use in control cabinets
- Electrically isolated output voltage (SELV) per UL 60950-1; PELV per EN 60204

Technical data

Input

Phases	1
Nominal input voltage $U_{i, \text{nom}}$	1 x AC 100 ... 240 V
Input voltage range	1 x AC 85 ... 264 V; DC 120 ... 300 V
Input voltage derating	-1.5 %/V (< 110 VAC)
Nominal mains frequency range	50 ... 60 Hz; 0 Hz
Input current I_i	≤ 2.3 A (230 VAC; 10 ADC)
Discharge current	≤ 1 mA
Inrush current	≤ 8 A (active power factor correction (PFC))
Power factor correction (PFC)	active
Mains failure hold-up time	≥ 20 ms (230 VAC)

Output

Nominal output voltage $U_{o, \text{nom}}$	DC 48 V (SELV)
Output voltage range	DC 33 ... 52 V (adjustable)
Default setting	DC 48 V
Nominal output current $I_{o, \text{nom}}$	10 A (48 VDC)
Nominal output power	480 W
Deviation	≤ 1 %
Residual ripple	≤ 70 mV (peak-to-peak)
Current limitation	$1.1 \times I_{o, \text{nom}}$ (typ.)
Overload behavior	TopBoost/PowerBoost/Constant current mode
PowerBoost	DC 17.5 A (4 s); DC 15 A (8 s)
TopBoost	DC 60 A (25 ms)

Signaling and communication

Signaling	1 x LED DC OK (green) 1 x Error LED (red) 1 x Stand-by input 1 x DC OK relay contact (changeover contact)
Operation status indicator	Green LED (DC OK) Red LED (error)

Efficiency/power losses

Power loss P_i	≤ 0.8 W (standby); ≤ 4.8 W (no load); ≤ 43.2 W (nominal load)
Efficiency (typ.)	91 %

Circuit protection

Internal fuse	T 10 A / 250 VAC
Backup fusing (required)	An external DC fuse is required for the DC input voltage.
Backup fusing (recommended)	Circuit breaker: 6 A, 10 A, 16 A; Tripping characteristic: B or C

Safety and protection

Isolation voltage (pri.-sec.)	DC 4.242 kV
Isolation voltage (pri.-PE)	DC 2.2 kV
Isolation voltage (sec.-PE)	DC 0.7 kV
Protection class	I
Protection type	IP20; per EN 60529
Resistance to reverse feed	≤ DC 63 V
Overvoltage category	II
Pollution degree	2
Transient suppression (primary)	Varistor
Short-circuit-protected	Yes
Open-circuit-proof	Yes
Parallel operation	Yes
Series operation	Yes
MTBF	> 500,000 h (per IEC 61709)

Connection data

Connection type 1	Input
Connection technology	CAGE CLAMP®
WAGO connector	WAGO 231 Series
Solid conductor	0.08 ... 2.5 mm ² / 28 ... 12 AWG
Fine-stranded conductor	0.08 ... 2.5 mm ² / 28 ... 12 AWG
Strip length	8 ... 9 mm / 0.31 ... 0.35 inches
Connection type 2	Output
Connection technology 2	Push-in CAGE CLAMP®
WAGO connector 2	WAGO 831 Series
Solid conductor 2	0.5 ... 10 mm ² / 20 ... 8 AWG
Fine-stranded conductor 2	0.5 ... 10 mm ² / 20 ... 8 AWG
Strip length 2	13 ... 15 mm / 0.51 ... 0.59 inches
Connection type 3	Signaling
Connection technology 3	CAGE CLAMP®
WAGO connector 3	WAGO 733 Series
Solid conductor 3	0.08 ... 0.5 mm ² / 28 ... 20 AWG
Fine-stranded conductor 3	0.08 ... 0.5 mm ² / 28 ... 20 AWG
Strip length 3	5 ... 6 mm / 0.2 ... 0.24 inches

Physical data

Width	97 mm / 3.819 inches
Height	171 mm / 6.732 inches
Depth from upper-edge of DIN-rail	187 mm / 7.362 inches
Note (dimensions)	Height with connector

Mechanical data

Mounting type	DIN-35 rail
---------------	-------------

Material data

Fire load	0 MJ
Weight	2460 g

Environmental requirements

Ambient temperature (operation)	-25 ... +70 °C (Device starts at -40 °C (type-tested))
Ambient temperature (storage)	-25 ... +85 °C
Relative humidity	5 ... 96 % (no condensation permissible)
Derating	-3 %/K (> 50 °C)

Standards and specifications

Conformity marking	CE
Standards/specifications	EN 61010-1 EN 61010-2-201 EN 61204-3 EN 61558-2-16 UL 60950 UL 508

Commercial data

Product Group	6 (INTERFACE ELECTRONIC)
eCl@ss 10.0	27-04-07-01
eCl@ss 9.0	27-04-07-01
ETIM 8.0	EC002540
ETIM 7.0	EC002540
PU (SPU)	1 pcs
Packaging type	Box
Country of origin	DE
GTIN	4050821226451
Customs tariff number	85044083900

Environmental Product Compliance

RoHS Compliance Status	Compliant, No Exemption
------------------------	-------------------------

Approvals / Certificates

General approvals



Approval	Standard	Certificate Name
EAC Brjansker Zertifizierungs- stelle	TP TC 004/2011, TP TC 020/2011	EAC RU C-DE.AM02. B.00089_19
UL Underwriters Laboratories Inc.	UL 508	E255817
UL Underwriters Laboratories Inc.	UL 60950-1	E255815

Declarations of conformity and manufacturer's declarations

Approval	Standard	Certificate Name
EU-Declaration of Confor- mity WAGO GmbH & Co. KG	-	-

Downloads

Environmental Product Compliance

Compliance Search			
Environmental Product Compliance 787-835			↓

Documentation

Bid Text			
787-835	04.07.2019	docx 22.31 KB	↓
787-835	04.07.2019	xml 7.25 KB	↓

Instruction Leaflet		
Primär getaktete Stromversorgungen PRO	pdf 247.20 KB	↓

CAD/CAE-Data

CAD data	
2D/3D Models 787-835	↓

CAE data	
EPLAN Data Portal 787-835	↓
WSCAD Universe 787-835	↓
ZUKEN Portal 787-835	↓

Engineering-Software


Configuration and Commissioning Software			
WAGO Line Length Calculation	1.3.5 09.12.2019	exe 329.50 KB	↓

1 Compatible Products


1.1 Optional Accessories

1.1.1 Marking


1.1.1.1 Marker




Item No.: 2009-145
Mini-WSB Inline; for Smart Printer; 1700 pieces on roll; stretchable 5 - 5.2 mm; plain; snap-on type; white




Item No.: 248-501
Mini-WSB marking card; as card; not stretchable; plain; snap-on type; white



Item No.: 793-5501
WMB marking card; as card; for terminal block width 5 - 17.5 mm; stretchable 5 - 5.2 mm; plain; snap-on type; white



Item No.: 793-501
WMB marking card; as card; not stretchable; plain; snap-on type; white



Item No.: 2009-115
WMB-Inline; for Smart Printer; 1500 pieces on roll; stretchable 5 - 5.2 mm; plain; snap-on type; white

1.1.1.2 Marking strip



Item No.: 2009-110

Marking strips; for Smart Printer; on reel; not stretchable; plain; snap-on type; white



Item No.: 210-831

Marking strips; on reel; 2.3 mm wide; plain; Self-adhesive; white



Item No.: 210-832

Marking strips; on reel; 3 mm wide; plain; Self-adhesive; white

1.1.2 Mounting adapter

1.1.2.1 DIN-rail adapter



Item No.: 787-897

Carrier rail adapter made of zinc die-cast; for mounting 787-8xx devices to a DIN 35 rail



Item No.: 787-896

Carrier rail adapter; for mounting 787-8xx devices to a DIN 35 rail

1.1.2.2 Wall-mount adapter



Item No.: 787-895

Mounting carrier; for screw fixing of 787-8xx devices on mounting plate or wall without DIN 35 rail

1.1.3 Tool

1.1.3.1 Operating tool



Item No.: 210-719

Operating tool; Blade: 2.5 x 0.4 mm; with a partially insulated shaft



Item No.: 210-720

Operating tool; Blade: 3.5 x 0.5 mm; with a partially insulated shaft; multicoloured



Item No.: 210-721

Operating tool; Blade: 5.5 x 0.8 mm; with a partially insulated shaft; multicoloured



Item No.: 210-769

SCREWDRIVER; green