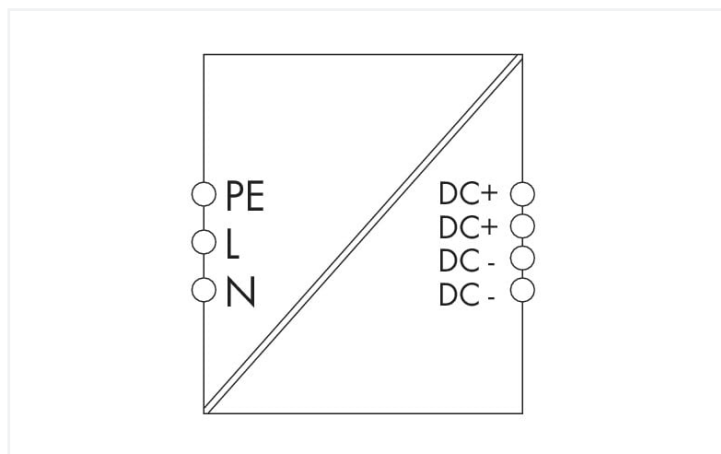


## Data Sheet | Item Number: 787-1201

Switched-mode power supply; Compact; 1-phase; 12 VDC output voltage; 2.5 A output current; DC-OK LED

<https://www.wago.com/787-1201>



### Features:

- Stepped profile for installation in standard distribution boards
- Removable front panel and screw mounts for alternative installation in distribution boxes or devices
- Pluggable *picoMAX*<sup>®</sup> Connection Technology (tool-free)
- Suitable for both parallel and series operation
- Electrically isolated output voltage (SELV) per EN 60335-1; PELV per EN 60204

### Technical data

Input	
Phases	1
Nominal input voltage $U_{i, nom}$	1 x AC 100 ... 240 V; DC 140 ... 340 V
Input voltage range	1 x AC 90 ... 264 V; DC 125 ... 375 V
Input voltage derating	-1.5 %/V (< 100 VAC)
Nominal mains frequency range	47 ... 63 Hz; 0 Hz
Input current $I_i$	$\leq 0.6$ A (100 VAC; 2.5 ADC)
Discharge current	$\leq 0.25$ mA
Inrush current	$\leq 30$ A (NTC)
Power factor	$\geq 0.5$
Power factor correction (PFC)	passive
Mains failure hold-up time	$\geq 1000$ ms (230 VAC)

Output	
Nominal output voltage $U_{o, nom}$	DC 12 V (SELV)
Output voltage range	DC 10 ... 14 V (adjustable)
Default setting	DC 12 V
Nominal output current $I_{o, nom}$	2.5 A
Nominal output power	30 W
Deviation	$\leq 1$ %
Deviation, dynamic load change 10 ... 90 %	$\leq 1$ %
Residual ripple	$\leq 100$ mV (peak-to-peak)
Overload behavior	Constant power (in overload range: 1.05 ... 1.35 x $I_{o, nom}$ ); Shutdown and automatic restart in the event of a short circuit or permanent overload

### Signaling and communication

Signaling	1 x LED DC OK (green)
Operation status indicator	Green LED ( $U_o$ )

### Efficiency/power losses

Power loss $P_i$	$\leq 0.5$ W
Power loss (max.) $P_{i(max)}$	4.5 W (100 VAC / 12 VDC; 2.5 A)
Efficiency (typ.)	88 % (230 VAC; nominal load); 87.5 % (110 VAC; nominal load)

### Circuit protection

Internal fuse	T 1 A / 250 VAC
Backup fusing (required)	An external DC fuse is required for the DC input voltage.
Backup fusing (recommended)	Circuit breaker: 6 A, 10 A or higher; Tripping characteristic: B

### Safety and protection

Isolation voltage (pri.-sec.)	DC 4.242 kV
Isolation voltage (pri.-PE)	DC 2.12 kV
Protection class	I
Protection type	IP20; per EN 60529
Resistance to reverse feed	≤ DC 16 V
Oversvoltage category	II
Pollution degree	2
Transient suppression (primary)	Varistor
Oversvoltage protection; secondary	≤ 20 VDC (in the event of a fault)
Short-circuit-protected	Yes
Open-circuit-proof	Yes
Parallel operation	Yes, for devices of the same type
Series operation	Yes, for 2 devices of the same type
MTBF	> 3,500,000 h (at 25 °C; per IEC 61709); > 800,000 h (at 40 °C; per IEC 61709)

### Connection data

Connection type 1	Input/output
Connection technology	Push-in CAGE CLAMP®
WAGO connector	<i>picoMAX</i> ® 5.0, WAGO 2092 Series
Solid conductor	0.2 ... 2.5 mm <sup>2</sup> / 24 ... 12 AWG
Fine-stranded conductor	0.2 ... 2.5 mm <sup>2</sup> / 24 ... 12 AWG
Strip length	9 ... 10 mm / 0.35 ... 0.39 inches
Cable length (max.)	30 m

### Physical data

Width	54 mm / 2.126 inches
Height	90 mm / 3.543 inches
Depth	56 mm / 2.205 inches
Depth from upper-edge of DIN-rail	52.5 mm / 2.067 inches
Note (dimensions)	Depth: 48 mm (without cover)

### Mechanical data

Mounting type	DIN-35 rail Screw mount (back/side)
---------------	--

### Material data

Flammability class per UL94	V0
Fire load	0 MJ
Weight	318.5 g

### Environmental requirements

Ambient temperature (operation)	-25 ... +70 °C
Ambient temperature (storage)	-40 ... +85 °C
Relative humidity	20 ... 90 % (no condensation permissible)
Derating	-0.8 %/K (> 45 °C)

### Standards and specifications

Conformity marking	CE
Standards/specifications	EN 61204-3 EN 60335-1 UL 508

### Commercial data

ETIM 8.0	EC002540
ETIM 7.0	EC002540
PU (SPU)	1 pcs
Packaging type	Box
Country of origin	CN
GTIN	4055143863308
Customs tariff number	85044083900

### Environmental Product Compliance

RoHS Compliance Status	Compliant, No Exemption
------------------------	-------------------------

### Approvals / Certificates

#### General approvals



Approval	Standard	Certificate Name
EAC Brjansker Zertifizierungs- stelle	TP TC 004/2011, TP TC 020/2011	EAC RU C-DE.AM02. B.00089_19
UL Underwriters Laboratories Inc.	UL 508	E255817

#### Declarations of conformity and manufacturer's declarations

Approval	Standard	Certificate Name
EU-Declaration of Confor- mity WAGO GmbH & Co. KG	-	-

### Downloads

#### Environmental Product Compliance



##### Compliance Search

Environmental Product  
Compliance 787-1201




### Documentation

#### Bid Text

787-1201	30.07.2019	xml 7.84 KB	
787-1201	30.07.2019	docx 21.35 KB	

#### Instruction Leaflet

Stromversorgung COMPACT	V 1.2.0 18.08.2020	pdf 2661.69 KB	
----------------------------	-----------------------	-------------------	---

### CAD/CAE-Data

CAD data

2D/3D Models  
787-1201



CAE data

EPLAN Data Portal  
787-1201



1 Compatible Products

1.1 Optional Accessories

1.1.1 Strain relief

1.1.1.1 Strain relief plate



**Item No.: 2092-1601**

Gripping plate; for female and male connectors; 1 part; Pin spacing 5 mm; 3- to 4-pole; light gray

1.1.2 Tool

1.1.2.1 Operating tool



**Item No.: 210-720**

Operating tool; Blade: 3.5 x 0.5 mm; with a partially insulated shaft; multicoloured



**Item No.: 210-769**

SCREWDRIVER; green