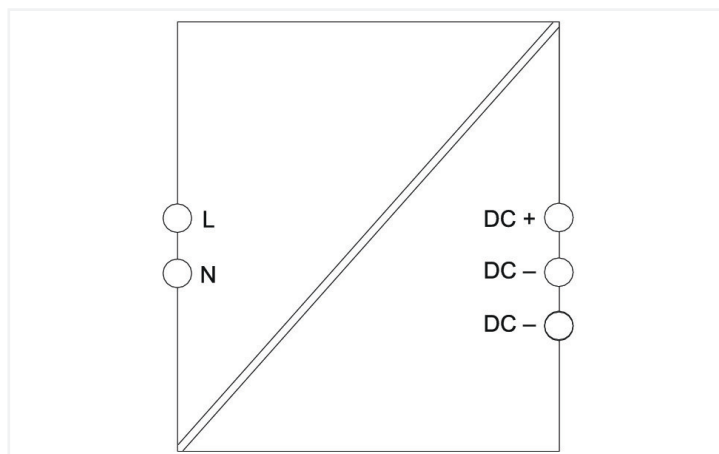


Data Sheet | Item Number: 787-1200

Switched-mode power supply; Compact; 1-phase; 24 VDC output voltage; 0.5 A output current; DC-OK LED

<https://www.wago.com/787-1200>



Features:

- Switched-mode power supply
- Stepped profile, ideal for distribution boards/boxes
- Pluggable *picoMAX*[®] Connection Technology (tool-free)
- Series operation
- Electrically isolated output voltage (SELV) per EN 62368/UL 62368 and EN 60335-1; PELV per EN 60204

Technical data

Input	
Phases	1
Nominal input voltage $U_{i, \text{nom}}$	1 x AC 100 ... 240 V
Input voltage range	1 x AC 90 ... 264 V
Input voltage derating	-2 %/V (< 100 VAC)
Nominal mains frequency range	47 ... 63 Hz
Input current I_i	≤ 0.27 A (100 VAC; 0.5 ADC)
Discharge current	≤ 0.25 mA
Inrush current	≤ 30 A (NTC)
Power factor	≥ 0.5
Power factor correction (PFC)	none
Mains failure hold-up time	≥ 100 ms (230 VAC)

Output	
Nominal output voltage $U_{o, \text{nom}}$	DC 24 V (SELV)
Nominal output current $I_{o, \text{nom}}$	0.5 A
Nominal output power	12 W
Deviation	≤ 1 %
Deviation, dynamic load change 10 ... 90 %	≤ 1 %
Residual ripple	≤ 100 mV (peak-to-peak)
Overload behavior	Shutdown and automatic restart in the event of a short circuit

Signaling and communication

Signaling	1 x Status indication LED (green)
Operation status indicator	Green LED (U_o)

Efficiency/power losses

Power loss P_l	≤ 0.2 W
Power loss (max.) $P_{l, \text{(max.)}}$	2.5 W (100 VAC / 24 VDC; 0.5 A)
Efficiency (typ.)	83 % (230 VAC; nominal load); 82 % (110 VAC; nominal load)

Circuit protection

Internal fuse	T 1 A / 250 VAC
Backup fusing (required)	An external DC fuse is required for the DC input voltage.
Backup fusing (recommended)	Circuit breaker: 6 A (C characteristic), 10 A (B characteristic) or higher

Safety and protection

Isolation voltage (pri.-sec.)	DC 4.242 kV
Protection class	II
Protection type	IP20; per EN 60529
Reverse voltage protection	Yes
Resistance to reverse feed	≤ DC 31 V
Overtoltage category	II
Pollution degree	2
Transient suppression (primary)	Yes
Overtoltage protection; secondary	≤ 31 VDC (in the event of a fault)
Short-circuit-protected	Yes
Open-circuit-proof	Yes
Parallel operation	No
Series operation	Yes, for 2 devices of the same type
MTBF	> 700,000 h (per IEC 61709)

Connection data

Connection type 1	Input
Connection technology	Push-in CAGE CLAMP®
WAGO connector	<i>picoMAX</i> ® 5.0, WAGO 2092 Series
Solid conductor	0.2 ... 2.5 mm ² / 24 ... 12 AWG
Fine-stranded conductor	0.2 ... 2.5 mm ² / 24 ... 12 AWG
Strip length	9 ... 10 mm / 0.35 ... 0.39 inches
Connection type 2	Output
Connection technology	Push-in CAGE CLAMP®
WAGO connector 2	<i>picoMAX</i> ® 3.5 (WAGO 2091 Series)
Solid conductor 2	0.2 ... 1.5 mm ² / 24 ... 14 AWG
Fine-stranded conductor 2	0.2 ... 1.5 mm ² / 24 ... 14 AWG
Strip length 2	8 ... 9 mm / 0.31 ... 0.35 inches
Cable length (max.)	30 m

Physical data

Width	18 mm / 0.7 inches
Height	90 mm / 3.543 inches
Depth	55 mm / 2.165 inches
Depth from upper-edge of DIN-rail	52.5 mm / 2.067 inches

Mechanical data

Mounting type	DIN-35 rail Screw mount (back/side)
---------------	--

Material data

Flammability class per UL94	V2
Fire load	0.109 MJ
Weight	63 g

Environmental requirements

Ambient temperature (operation)	-25 ... +70 °C
Ambient temperature (storage)	-40 ... +85 °C
Relative humidity	20 ... 90 % (no condensation permissible)
Derating	-2.6 %/K (> 55 °C)

Standards and specifications

Conformity marking	CE
Standards/specifications	EN 61204-3 EN 60335-1 EN 62368 UL 62368 UL 508

Commercial data

eCl@ss 10.0	27-04-07-01
eCl@ss 9.0	27-04-07-01
ETIM 8.0	EC002540
ETIM 7.0	EC002540
PU (SPU)	1 pcs
Packaging type	Box
Country of origin	CN
GTIN	4055143812184
Customs tariff number	85044083900

Environmental Product Compliance

RoHS Compliance Status	Compliant, No Exemption
SCIP notification number (Bulgaria)	d77ec3ad-d4ea-40c4-987e-5ae1218cbb93
SCIP notification number (Czech Republic)	0a095fbc-0aaf-4376-9f91-7363a8eac7f7

Approvals / Certificates

General approvals



Approval	Standard	Certificate Name
EAC Brjansker Zertifizierungs- stelle	TP TC 004/2011, TP TC 020/2011	EAC RU C-DE.AM02. B.00089_19
UL Underwriters Laboratories Inc.	UL 508	E255817
UR Underwriters Laboratories Inc.	UL 62368-1	E255815

Declarations of conformity and manufacturer's declarations

Approval	Standard	Certificate Name
EU-Declaration of Confor- mity WAGO GmbH & Co. KG	-	-

Downloads

Environmental Product Compliance


Compliance Search

Environmental Product
Compliance 787-1200




Documentation


Manual

Product Manual Power Supply 24 V V 1.0.0 pdf 1199.71 KB 


Bid Text

787-1200 24.06.2019 xml 6.99 KB 

787-1200 12.06.2019 docx 20.30 KB 


ausschreiben.de 787-1200 

Instruction Leaflet


Primär getaktete Stromversorgungen COMPACT V 2.0.0 20.11.2020 pdf 2334.72 KB 


CAD/CAE-Data

CAD data

2D/3D Models 787-1200 

CAE data

EPLAN Data Portal 787-1200 

ZUKEN Portal 787-1200 

1 Compatible Products

1.1 Optional Accessories

1.1.1 Tool

1.1.1.1 Operating tool



Item No.: 210-720

Operating tool; Blade: 3.5 x 0.5 mm; with a partially insulated shaft; multicoloured

Item No.: 210-769

SCREWDRIVER; green

Item No.: 2092-1630

Unlocking tool; orange