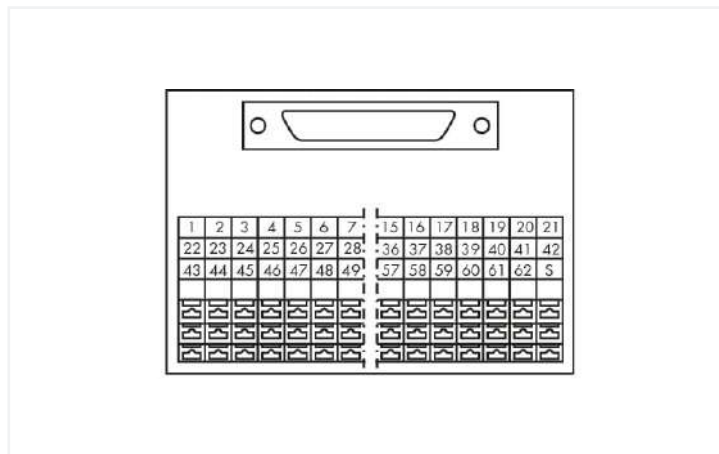



Data Sheet | Item Number: 289-714

Interface module; HD-Sub-D; Male connector; 15-pole; Triple-deck PCB terminal blocks; in mounting carrier; with shield connection; 2,50 mm²

<https://www.wago.com/289-714>



Similar to illustration

Electrical data

Operating voltage	≤ AC/DC 125 V
Nominal current	1 A
Contact resistance (max.)	15 mΩ
Specialty functions	With shield connection

Safety and protection

Rated voltage	125 V
Rated surge voltage	0.8 kV
Pollution degree	2
Protection type	IP20

Connection data

Performance level	3 / 50 mating cycles
Strain relief	UNC 4-40 stud bolt

Connection 1

Connector	HD D-sub male connector
Pole number 1	15
Connection type 1	System
Note (conductor cross-section)	12 AWG: THHN, THWN
Mating direction	vertical

Connection 2

Design 2	PCB terminal blocks (triple-deck)
Pole number 2	15
Connection type 2	Field
Connection technology 2	CAGE CLAMP®
WAGO connector 2	WAGO 737 Series
Solid conductor 2	0.08 ... 2.5 mm ² / 28 ... 12 AWG
Fine-stranded conductor 2	0.08 ... 2.5 mm ² / 28 ... 12 AWG
Strip length 2	5 ... 6 mm / 0.2 ... 0.24 inches

Physical data

Width	35 mm / 1.378 inches
Height	85 mm / 3.346 inches
Depth from upper-edge of DIN-rail	62 mm / 2.441 inches

Mechanical data

Mounting type	DIN-35 rail
Housing design	Mounting carrier

Material data

Contact material (connector)	Au over Ni
Fire load	0.861 MJ
Weight	54.8 g

Environmental requirements

Ambient temperature (operation)	-20 ... +55 °C
Ambient temperature (storage)	-40 ... +70 °C
Relative humidity	≤ 85% (non-condensing)

Standards and specifications

Standards/specifications	EN 61010-2-201
--------------------------	----------------

Commercial data

Product Group	6 (INTERFACE ELECTRONIC)
eCl@ss 10.0	27-14-11-52
eCl@ss 9.0	27-14-11-52
ETIM 8.0	EC002780
ETIM 7.0	EC002780
PU (SPU)	10 (1) pcs
Packaging type	Box
Country of origin	DE
GTIN	4050821279266
Customs tariff number	85366990990

Environmental Product Compliance

CAS-No.	7439-92-1
REACH Candidate List Substance	Lead
RoHS Compliance Status	Compliant,With Exemption
RoHS Exemption	6(c)
SCIP notification number (Austria)	d7964625-97c3-41f3-b36a-ad3747b4b153
SCIP notification number (Belgium)	981bf0be-dce0-4acb-bac7-be4608ddcbc3
SCIP notification number (Bulgaria)	caa4594b-9d6b-45e3-9d01-b42e6ff826b3
SCIP notification number (Czech Republic)	6025f74d-98f6-4688-8849-89cf42354136
SCIP notification number (Denmark)	6ae91ee3-ee14-45f2-8ddb-957b35a13722
SCIP notification number (Finland)	78963c26-611d-49dc-a6b3-e3b2738a9067
SCIP notification number (France)	8a66027e-8bda-4bee-977e-498d6564db7b
SCIP notification number (Germany)	2f3b8194-1410-429c-a597-f6a3ba300958
SCIP notification number (Hungary)	596472d6-8e21-4956-84df-cdb916d0d3d6
SCIP notification number (Italy)	4d23bbb3-e531-4b87-a98d-686f72cbb1b9
SCIP notification number (Netherlands)	c57105ee-e0bf-4c3a-ad76-adca89165e00
SCIP notification number (Poland)	e8cbc03e-7266-450c-9351-d18597502e93

Environmental Product Compliance

SCIP notification number (Romania)	038d858b-9c42-4b03-a2fd-1813d72d5fbf
SCIP notification number (Sweden)	f2e70c06-f0cc-4286-815e-eeee6dc42c3e

Downloads

Environmental Product Compliance

Compliance Search

Environmental Product Compliance 289-714	↓
--	---

Documentation

Bid Text

289-714	19.02.2019	xml 3.58 KB	↓
289-714	09.02.2015	doc 27.00 KB	↓

Instruction Leaflet

	pdf 1246.19 KB	↓
--	-------------------	---

CAD/CAE-Data

CAD data

2D/3D Models 289-714	↓
----------------------	---

CAE data

EPLAN Data Portal 289-714	↓
WSCAD Universe 289-714	↓
ZUKEN Portal 289-714	↓

1 Compatible Products

1.1 Optional Accessories

1.1.1 Marking

1.1.1.1 Marking strip

<p>Item No.: 709-196</p> <p>Marking strips; for laser printer; translucent</p>	<p>Item No.: 709-177</p> <p>Marking strips; on reel; 7.5 mm wide; not stretchable; plain; snap-on type; translucent</p>	<p>Item No.: 709-178</p> <p>Marking strips; on reel; 7.5 mm wide; not stretchable; plain; snap-on type; white</p>

1.1.2 Tool

1.1.2.1 Operating tool



Item No.: 210-720


Operating tool; Blade: 3.5 x 0.5 mm; with a partially insulated shaft; multicoloured

Installation Notes

Conductor termination



Conductor termination – screwdriver actuation parallel to conductor entry



Conductor termination – screwdriver actuation perpendicular to conductor entry

Installation



Snapping a module onto DIN-rail.



Removing a module from the DIN-rail.