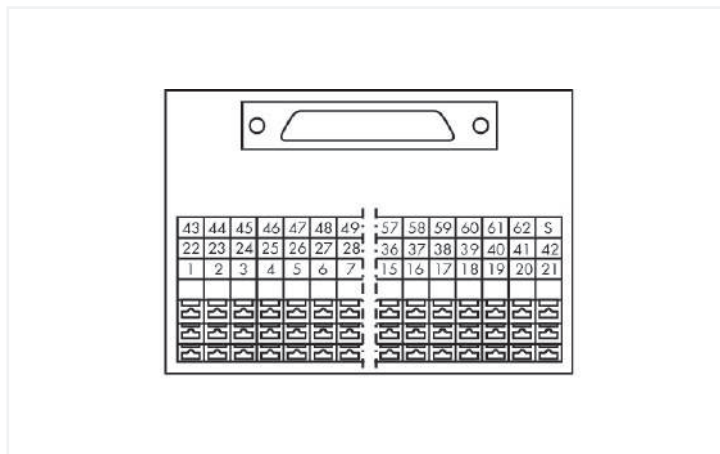



Data Sheet | Item Number: 289-708

Interface module; HD-Sub-D; Female connector; 62-pole; Triple-deck PCB terminal blocks; in mounting carrier; with shield connection; 2,50 mm²

<https://www.wago.com/289-708>



Electrical data

Operating voltage	≤ AC/DC 125 V
Nominal current	1 A
Contact resistance (max.)	15 mΩ
Specialty functions	With shield connection

Safety and protection

Rated voltage	125 V
Rated surge voltage	0.8 kV
Pollution degree	2
Protection type	IP20

Connection data

Performance level	3 / 50 mating cycles
Strain relief	UNC 4-40 stud bolt

Connection 1

Connector	HD D-sub female connector
Pole number 1	62
Connection type 1	System
Note (conductor cross-section)	12 AWG: THHN, THWN
Mating direction	vertical

Connection 2

Design 2	PCB terminal blocks (triple-deck)
Pole number 2	63
Connection type 2	Field
Connection technology 2	CAGE CLAMP®
WAGO connector 2	WAGO 737 Series
Solid conductor 2	0.08 ... 2.5 mm ² / 28 ... 12 AWG
Fine-stranded conductor 2	0.08 ... 2.5 mm ² / 28 ... 12 AWG
Strip length 2	5 ... 6 mm / 0.2 ... 0.24 inches

Physical data

Width	108 mm / 4.252 inches
Height	85 mm / 3.346 inches
Depth from upper-edge of DIN-rail	62 mm / 2.441 inches

Mechanical data

Mounting type	DIN-35 rail
Housing design	Mounting carrier

Material data

Contact material (connector)	Au over Ni
Fire load	1.46 MJ
Weight	172.5 g

Environmental requirements

Ambient temperature (operation)	-20 ... +55 °C
Ambient temperature (storage)	-40 ... +70 °C
Relative humidity	≤ 85% (non-condensing)

Standards and specifications

Standards/specifications	EN 61010-2-201
--------------------------	----------------

Commercial data

Product Group	6 (INTERFACE ELECTRONIC)
eCl@ss 10.0	27-14-11-52
eCl@ss 9.0	27-14-11-52
ETIM 8.0	EC002780
ETIM 7.0	EC002780
PU (SPU)	4 (1) pcs
Packaging type	Box
Country of origin	DE
GTIN	4045454344290
Customs tariff number	85366990990

Environmental Product Compliance

CAS-No.	7439-92-1
REACH Candidate List Substance	Lead
RoHS Compliance Status	Compliant,With Exemption
RoHS Exemption	6(c) 7(a) 7(c)-I 7(c)-II
SCIP notification number (Austria)	1e5ce9b9-17d4-4377-8cf6-556ed80a5aec
SCIP notification number (Belgium)	51b48a1e-8a40-4fb6-a632-c6d69e7a4f12
SCIP notification number (Bulgaria)	2dbcee9d-9514-4aff-9be7-a5ff49288052
SCIP notification number (Czech Republic)	f413615c-84c0-487a-bc12-4086eea9960c
SCIP notification number (Denmark)	38233f9d-0a88-4738-a580-bf8dca358121
SCIP notification number (Finland)	2d0a8196-9ce1-497e-a360-f0f55bcab57a
SCIP notification number (France)	3733b35e-e1b5-48c9-8a75-3e7d57e879af
SCIP notification number (Germany)	4ec45943-1c79-412b-a404-731273f26624
SCIP notification number (Hungary)	8c534678-ebde-4f4e-ad2f-f96dfc02ef68
SCIP notification number (Italy)	c2f4b9cc-940b-429e-9223-5099a71a842c

Environmental Product Compliance

SCIP notification number (Netherlands)	107ad28f-a080-4ef2-bfff-570c906d1901
SCIP notification number (Poland)	24f42d31-2901-45a7-9546-fac87f7756d1
SCIP notification number (Romania)	7ba319ff-4a62-460d-92cb-571007920212
SCIP notification number (Sweden)	71e04233-a4be-4af2-b787-18715e7b8328

Approvals / Certificates

General approvals



Approval	Standard	Certificate Name
EAC Brjansker Zertifizierungs- stelle	TP TC 004/2011	EAC RU C-DE.AM02. B.00122/19

Downloads

Environmental Product Compliance

Compliance Search

Environmental Product Compliance 289-708	↓
--	-------------------

Documentation

Bid Text

289-708	19.02.2019	xml 3.59 KB	↓
289-708	09.02.2015	doc 27.00 KB	↓

Instruction Leaflet

	pdf 1246.19 KB	↓
--	-------------------	-------------------

CAD/CAE-Data

CAE data

EPLAN Data Portal 289-708	↓
WSCAD Universe 289-708	↓

1 Compatible Products

1.1 Optional Accessories

1.1.1 Marking

1.1.1.1 Marking strip



Item No.: 709-196

Marking strips; for laser printer; translucent



Item No.: 709-177

Marking strips; on reel; 7.5 mm wide; not stretchable; plain; snap-on type; translucent



Item No.: 709-178

Marking strips; on reel; 7.5 mm wide; not stretchable; plain; snap-on type; white

1.1.2 Tool

1.1.2.1 Operating tool



Item No.: 210-720


Operating tool; Blade: 3.5 x 0.5 mm; with a partially insulated shaft; multicoloured

Installation Notes

Conductor termination



Conductor termination – screwdriver actuation parallel to conductor entry



Conductor termination – screwdriver actuation perpendicular to conductor entry

Installation



Snapping a module onto DIN-rail.



Removing a module from the DIN-rail.