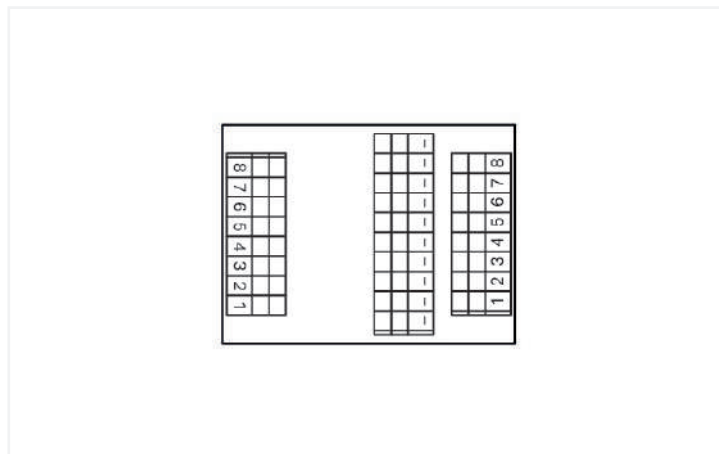



Data Sheet | Item Number: 289-667

Sensor/actuator module; 8 channels digital output; 2-wire connection; in mounting carrier; 2,50 mm²

<https://www.wago.com/289-667>



Electrical data

Inputs/outputs	8-channel digital output
Circuit type	2-wire connection
Operating voltage	≤100 VAC; ≤125 VDC
Total current	8 A

Safety and protection

Rated voltage	100 V
Rated surge voltage	1.5 kV
Pollution degree	2
Protection type	IP20

Connection data

Connection 1

Connector	WAGO 236 Series
Connection technology	CAGE CLAMP®
WAGO connector	WAGO 236 Series
Solid conductor	0.08 ... 2.5 mm ² / 28 ... 12 AWG
Fine-stranded conductor	0.08 ... 2.5 mm ² / 28 ... 12 AWG
Note (conductor cross-section)	12 AWG: THHN, THWN
Strip length	5 ... 6 mm / 0.2 ... 0.24 inches

Physical data

Width	56 mm / 2.205 inches
Height	85 mm / 3.346 inches
Depth from upper-edge of DIN-rail	34 mm / 1.339 inches

Mechanical data

Mounting type	DIN-35 rail
Housing design	Mounting carrier

Material data

Fire load	1.011 MJ
Weight	64 g

Environmental requirements

Ambient temperature (operation)	-20 ... +50 °C
Ambient temperature (storage)	-40 ... +70 °C
Relative humidity	≤ 85% (non-condensing)

Commercial data

Product Group	6 (INTERFACE ELECTRONIC)
eCl@ss 10.0	27-14-11-52
eCl@ss 9.0	27-14-11-52
ETIM 8.0	EC002780
ETIM 7.0	EC002780
PU (SPU)	5 (1) pcs
Packaging type	Box
Country of origin	DE
GTIN	4045454193331
Customs tariff number	85369010000

Environmental Product Compliance

RoHS Compliance Status	Compliant, No Exemption
------------------------	-------------------------

Downloads

Environmental Product Compliance

Compliance Search

Environmental Product Compliance 289-667	↓
--	-------------------

Documentation




Bid Text

289-667	19.02.2019	xml 3.08 KB	↓
289-667	09.02.2015	doc 24.50 KB	↓

Instruction Leaflet

	pdf 1246.19 KB	↓
--	-------------------	-------------------

CAD/CAE-Data

CAD data	CAE data
2D/3D Models 289-667 	EPLAN Data Portal 289-667 
	WSCAD Universe 289-667 

1 Compatible Products

1.1 Optional Accessories

1.1.1 Marking

1.1.1.1 Marking strip



Item No.: 709-196

Marking strips; for laser printer; translucent

Item No.: 709-177

Marking strips; on reel; 7.5 mm wide; not stretchable; plain; snap-on type; translucent

Item No.: 709-178

Marking strips; on reel; 7.5 mm wide; not stretchable; plain; snap-on type; white

1.1.2 Tool

1.1.2.1 Operating tool



Item No.: 210-720


Operating tool; Blade: 3.5 x 0.5 mm; with a partially insulated shaft; multicoloured

Installation Notes

Conductor termination



Conductor termination – screwdriver actuation parallel to conductor entry




Conductor termination – screwdriver actuation perpendicular to conductor entry

Installation



Snapping a module onto DIN-rail.



Removing a module from the DIN-rail.

Subject to changes. Please also observe the further product documentation!

Current addresses can be found at: www.wago.com