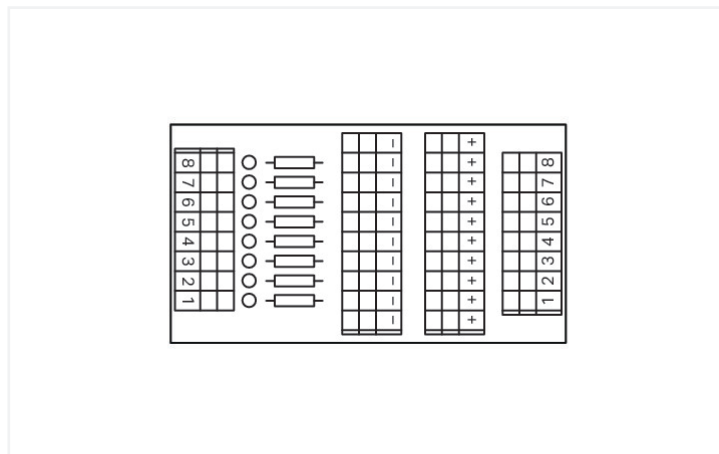



Data Sheet | Item Number: 289-665

Sensor/actuator module; 8-channel digital input; 3-wire connection/high-side switching; Red status indicator; in mounting carrier; 2,50 mm²

<https://www.wago.com/289-665>



Electrical data

Inputs/outputs	8-channel digital input
Circuit type	3-wire connection High-side switching
Nominal operating voltage	DC 24 V
Operating voltage range	±10 %
Current consumption (status indication)	5.2 mA
Total current	8 A
Status indicator	Red LED

Safety and protection

Rated voltage	100 V
Rated surge voltage	0.8 kV
Pollution degree	2
Protection type	IP20

Connection data

Connection 1

Connector	WAGO 236 Series
Connection technology	CAGE CLAMP®
WAGO connector	WAGO 236 Series
Solid conductor	0.08 ... 2.5 mm ² / 28 ... 12 AWG
Fine-stranded conductor	0.08 ... 2.5 mm ² / 28 ... 12 AWG
Note (conductor cross-section)	12 AWG: THHN, THWN
Strip length	5 ... 6 mm / 0.2 ... 0.24 inches

Physical data

Width	56 mm / 2.205 inches
Height	105 mm / 4.134 inches
Depth from upper-edge of DIN-rail	34 mm / 1.339 inches

Mechanical data

Mounting type	DIN-35 rail
Housing design	Mounting carrier

Material data

Fire load	1.063 MJ
Weight	83.6 g

Environmental requirements

Ambient temperature (operation)	-20 ... +50 °C
Ambient temperature (storage)	-40 ... +70 °C
Relative humidity	≤ 85% (non-condensing)

Commercial data

Product Group	6 (INTERFACE ELECTRONIC)
eCl@ss 10.0	27-14-11-52
eCl@ss 9.0	27-14-11-52
ETIM 8.0	EC002780
ETIM 7.0	EC002780
PU (SPU)	5 (1) pcs
Packaging type	Box
Country of origin	DE
GTIN	4045454368357
Customs tariff number	85369010000

Environmental Product Compliance

RoHS Compliance Status	Compliant,With Exemption
RoHS Exemption	7(a) 7(c)-I 7(c)-II

Downloads

Environmental Product Compliance

Compliance Search

Environmental Product
Compliance 289-665



Documentation

Bid Text			
289-665	09.02.2015	doc 24.50 KB	↓
289-665	19.02.2019	xml 3.12 KB	↓

Instruction Leaflet	
pdf 1246.19 KB	↓

CAD/CAE-Data

CAD data
2D/3D Models 289-665

CAE data
EPLAN Data Portal 289-665
WSCAD Universe 289-665

1 Compatible Products

1.1 Optional Accessories


1.1.1 Marking

1.1.1.1 Marking strip


<p>Item No.: 709-196 Marking strips; for laser printer; translucent</p>	<p>Item No.: 709-177 Marking strips; on reel; 7.5 mm wide; not stretchable; plain; snap-on type; translucent</p>	<p>Item No.: 709-178 Marking strips; on reel; 7.5 mm wide; not stretchable; plain; snap-on type; white</p>

Installation Notes

Conductor termination




Conductor termination – screwdriver actuation parallel to conductor entry




Conductor termination – screwdriver actuation perpendicular to conductor entry

Installation



Snapping a module onto DIN-rail.



Removing a module from the DIN-rail.

Subject to changes. Please also observe the further product documentation!

Current addresses can be found at: www.wago.com