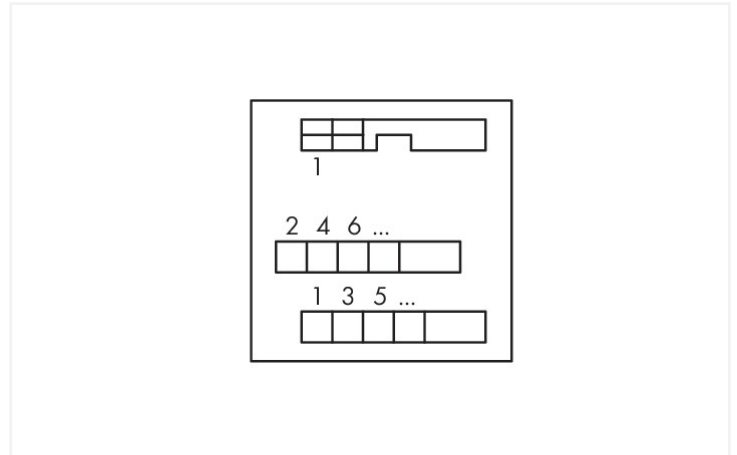



## Data Sheet | Item Number: 289-409

Interface module; Pluggable connector per DIN 41651; 64-pole; PCB terminal blocks, double-row; with mounting feet; 2,50 mm<sup>2</sup>

<https://www.wago.com/289-409>



Similar to illustration

### Electrical data

Operating voltage	≤30 VAC; ≤50 VDC
Nominal current	1 A

### Safety and protection

Rated voltage	50 V
Rated surge voltage	0.8 kV
Pollution degree	2
Protection type	IP00; <b>Notice!</b> Live parts can be easily touched! Protection against direct contact must be provided by the equipment manufacturer, e.g., using a WAGO 709 Series Cover (see "Accessories") or a similar cover. The installation guidelines must be observed for each individual application.
Insulation type	Basic insulation

### Connection data

Performance level	3 / 50 mating cycles
-------------------	----------------------

#### Connection 1

Connector	DIN 41651 connector; male connector
Pole number 1	64
Connection type 1	System
Note (conductor cross-section)	12 AWG: THHN, THWN
Mating direction	vertical

#### Connection 2

Design 2	PCB terminal blocks (double-row)
Pole number 2	64
Connection type 2	Field
Connection technology 2	CAGE CLAMP®
WAGO connector 2	WAGO 236 Series
Solid conductor 2	0.08 ... 2.5 mm <sup>2</sup> / 28 ... 12 AWG
Fine-stranded conductor 2	0.08 ... 2.5 mm <sup>2</sup> / 28 ... 12 AWG
Strip length 2	5 ... 6 mm / 0.2 ... 0.24 inches

### Physical data

Width	187 mm / 7.362 inches
Height	63.5 mm / 2.5 inches
Depth from upper-edge of DIN-rail	28 mm / 1.102 inches

### Mechanical data

Mounting type	DIN-35 rail
Housing design	PCB with mounting feet

### Material data

Contact material (connector)	Au over Ni
Fire load	0.081 MJ
Weight	110.6 g

### Environmental requirements

Ambient temperature (operation)	-20 ... +55 °C
Ambient temperature (storage)	-40 ... +70 °C
Relative humidity	≤ 85% (non-condensing)

### Standards and specifications

Standards/specifications	EN 61010-2-201
--------------------------	----------------

### Commercial data

Product Group	6 (INTERFACE ELECTRONIC)
eCl@ss 10.0	27-14-11-52
eCl@ss 9.0	27-14-11-52
ETIM 8.0	EC002780
ETIM 7.0	EC002780
PU (SPU)	5 (1) pcs
Packaging type	Box
Country of origin	DE
GTIN	4045454353445
Customs tariff number	85366990990

### Environmental Product Compliance

RoHS Compliance Status	Compliant, No Exemption
------------------------	-------------------------

### Downloads

#### Environmental Product Compliance

**Compliance Search**

Environmental Product Compliance 289-409

**Documentation**

Bid Text			
289-409	09.02.2015	doc 25.00 KB	
289-409	19.02.2019	xml 3.26 KB	

Instruction Leaflet	
	pdf 1246.19 KB

**CAD/CAE-Data**

CAD data	
2D/3D Models 289-409	

CAE data	
EPLAN Data Portal 289-409	
WSCAD Universe 289-409	
ZUKEN Portal 289-409	

**1 Compatible Products**

**1.1 Optional Accessories**

**1.1.1 Installation**

**1.1.1.1 Cover**



**Item No.: 709-153**  
Cover; Type 1; suitable for cover carrier, type 1; 1 m long; transparent

**1.1.1.2 Cover carrier**



**Item No.: 709-167**  
Cover carrier; Type 1; incl. fixing/retaining screws and knurled nut; suitable for 279 to 282 and 880 Series rail-mounted terminal blocks; suitable for 264 Series miniature rail-mounted terminal blocks; suitable for 270 Series sensor and actuator terminal blocks; gray

**1.1.2 Tool**

### 1.1.2.1 Operating tool




**Item No.: 210-720**


Operating tool; Blade: 3.5 x 0.5 mm; with a partially insulated shaft; multicoloured

## Installation Notes

### Conductor termination



Conductor termination – screwdriver actuation parallel to conductor entry



Conductor termination – screwdriver actuation perpendicular to conductor entry