



AZM 161SK-12/12RKT -110/230

- Large wiring compartment
- Emergency exit, lateral
- cable entries 4 M 16 x 1.5
- Thermoplastic enclosure
- Double-insulated
- Interlock with protection against incorrect locking.
- 130 mm x 90 mm x 30 mm
- 6 Contacts
- Long life

Data

Ordering data

Product type description	AZM 161SK-12/12RKT -110/230
Article number (order number)	101186214
EAN (European Article Number)	4030661326160

Approvals - Standards

Certificates	cULus CCC
--------------	--------------

General data

Standards	EN ISO 13849-1 EN ISO 14119 EN IEC 60947-5-1
Coding level according to EN ISO 14119	Low
Working principle	electromechanical
Housing material	Plastic, glass-fibre reinforced thermoplastic, self-extinguishing

Gross weight 440 g

General data - Features

Power to unlock	Yes
Emergency exit	Yes
Number of actuating directions	3
Number of auxiliary contacts	2
Number of safety contacts	4

Safety classification

Standards	EN ISO 13849-1
Performance Level, up to	c
Category	1
B _{10D} Normally-closed contact (NC)	2,000,000 Operations
Note	Electrical life on request.
B _{10D} Normally-open contact (NO)	1,000,000 Operations
Note	at 10% I _e and ohmic load
Mission time	20 Year(s)

Safety classification - Fault exclusion

Please note:	Can be used when fault exclusion for dangerous damage to the 1-channel mechanism is permissible and sufficient protection against manipulation is guaranteed.
Performance Level, up to	d
Category	3
Note	for 2-channel use and with suitable logic unit.
Mission time	20 Year(s)

Safety classification - Guard locking function

Performance Level, up to	e
Note (Performance Level)	Information for the safety classification of the guard locking function is documented in the "Operating instructions" or in the "Operation and mounting" instructions.

Mechanical data

Mechanical life, minimum	1,000,000 Operations
Actuating play in direction of actuation	5.5 mm
Holding force F_{Zh} in accordance with EN ISO 14119	2,000 N
Holding force F_{max} , maximum	2,600 N
Latching force	30 N
Positive break travel	9.5 mm
Positive break force per NC contact, minimum	10 N
Positive break force, minimum	20 N
Actuating speed, maximum	2 m/s
Mounting	Screws
Type of the fixing screws	3x M6

Mechanical data - Connection technique

Cable entry	4 x M16 x 1,5
Termination	Screw terminals
Cable section, minimum	1 x 0.25 mm ²
Cable section, maximum	1 x 1.5 mm ²
Note (Cable section)	All indications including the conductor ferrules.
Allowed type of cable	solid single-wire solid multi-wire flexible

Mechanical data - Dimensions

Length of sensor	30 mm
------------------	-------

Width of sensor	130 mm
Height of sensor	90 mm

Ambient conditions

Degree of protection	IP67
Ambient temperature	-25 ... +60 °C
Storage and transport temperature, minimum	-25 °C
Storage and transport temperature, maximum	+85 °C
Note (Relative humidity)	non-condensing non-icing
Protection class	II
Permissible installation altitude above sea level, maximum	2,000 m

Ambient conditions - Insulation values

Rated insulation voltage U_i	250 VAC
Rated impulse withstand voltage U_{imp}	4 kV

Electrical data

Thermal test current	6 A
Rated control voltage	110 VAC 230 VAC
Required rated short-circuit current	1,000 A
Electrical power consumption, maximum	10 W
Switching element	NO contact, NC contact
Switching principle	slow action, positive break NC contact
Switching frequency	1,000 /h
Material of the contacts, electrical	Silver

Electrical data - Magnet control

Magnet switch-on time	100 %
Test pulse duration, maximum	5 ms
Test pulse interval, minimum	50 ms

Electrical data - Safety contacts

Voltage, Utilisation category AC- 15	230 VAC
Current, Utilisation category AC- 15	4 A
Voltage, Utilisation category DC- 13	24 VDC
Current, Utilisation category DC- 13	2.5 A

Electrical data - Auxiliary contacts

Voltage, Utilisation category AC- 15	230 VAC
Current, Utilisation category AC- 15	4 A
Voltage, Utilisation category DC- 13	24 VDC
Current, Utilisation category DC- 13	2.5 A

Other data

Note (applications)	sliding safety guard removable guard hinged safety guard
---------------------	--

Scope of delivery

Scope of delivery	Actuator must be ordered separately.
-------------------	--------------------------------------

without	Lateral manual release
ED	Manual release on the cover side
EU	Manual release on the back side

(6)

T	Lateral emergency exit
TD	Emergency exit on the cover side
TU	Emergency exit on the back side
N	Emergency release

(7)

024	Us: 24 VAC/DC
110/230	Us: 110/230 VAC

(8)

without	without LED
G	with LED (only for Us: 24 VAC/DC)

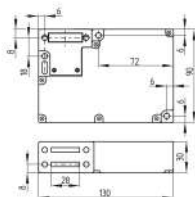
Pictures

Product picture (catalogue individual photo)



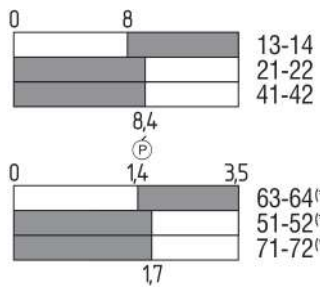
ID: kazm1f03
 | 256.6 kB | .tif | 75.671 x 56.885 mm - 286 x 215 px - 96 dpi
 | 698.5 kB | .jpg | 352.778 x 265.289 mm - 1000 x 752 px - 72 dpi
 | 36.6 kB | .png | 74.083 x 55.739 mm - 210 x 158 px - 72 dpi
 | 61.5 kB | .jpg | 123.472 x 92.781 mm - 350 x 263 px - 72 dpi

Dimensional drawing basic component



ID: 1azm1g09
 | 8.1 kB | .swf |
 | 3.6 kB | .png | 74.083 x 52.211 mm - 210 x 148 px - 72 dpi
 | 75.8 kB | .jpg | 352.778 x 248.003 mm - 1000 x 703 px - 72 dpi

Switch travel diagram

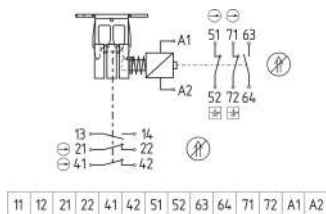


ID: kazm1s07

| 2.9 kB | .png | 74.083 x 63.853 mm - 210 x 181 px - 72 dpi

| 102.8 kB | .jpg | 352.778 x 304.8 mm - 1000 x 864 px - 72 dpi

Diagram



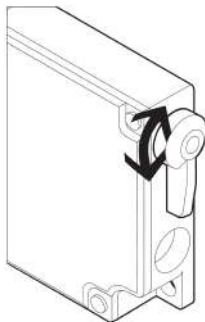
ID: kazm1k29

| 80.8 kB | .ai | 297 x 210.002 mm - 841 x 595 px - 72 dpi

| 111.9 kB | .jpg | 352.778 x 227.894 mm - 1000 x 646 px - 72 dpi

| 4.8 kB | .png | 74.083 x 47.978 mm - 210 x 136 px - 72 dpi

Operating principle



ID: kazm1a46

| 48.2 kB | .cdr |

| 195.4 kB | .jpg | 352.778 x 549.275 mm - 1000 x 1557 px - 72 dpi

| 18.4 kB | .png | 74.083 x 115.358 mm - 210 x 327 px - 72 dpi

Schmersal India Pvt. Ltd., Plot No - G-7/1, Ranjangaon MIDC, Tal. - Shirur, Dist.- Pune 412 220

The details and data referred to have been carefully checked. Images may diverge from original. Further technical data can be found in the manual. Technical amendments and errors possible.

Generated on: 09/12/2023, 11:48 am