



AZM 161CC-12/12KAT-024

- Large wiring compartment
- Emergency exit
- cable entries 4 M 16 x 1.5
- Thermoplastic enclosure
- Double-insulated
- Interlock with protection against incorrect locking.
- 130 mm x 90 mm x 30 mm
- 6 Contacts
- Long life

Data

Ordering data

Product type description	AZM 161CC-12/12KAT-024
Article number (order number)	101195730
EAN (European Article Number)	4030661362342

Approvals - Standards

Certificates	cULus CCC
--------------	--------------

General data

Standards	EN ISO 13849-1 EN ISO 14119 EN IEC 60947-5-1
Coding level according to EN ISO 14119	Low

Working principle	electromechanical
Housing material	Plastic, glass-fibre reinforced thermoplastic, self-extinguishing
Gross weight	425 g

General data - Features

Power to lock	Yes
Emergency exit	Yes
Number of actuating directions	3
Number of auxiliary contacts	2
Number of safety contacts	4

Safety classification

Standards	EN ISO 13849-1
Performance Level, up to	c
Category	1
B _{10D} Normally-closed contact (NC)	2,000,000 Operations
Note	Electrical life on request.
B _{10D} Normally-open contact (NO)	1,000,000 Operations
Note	at 10% I _e and ohmic load
Mission time	20 Year(s)

Safety classification - Fault exclusion

Please note:	Can be used when fault exclusion for dangerous damage to the 1-channel mechanism is permissible and sufficient protection against manipulation is guaranteed.
Performance Level, up to	d
Category	3
Note	for 2-channel use and with suitable logic unit.

Mission time 20 Year(s)

Mechanical data

Mechanical life, minimum 1,000,000 Operations

Actuating play in direction of actuation 5.5 mm

Holding force F_{zh} in accordance with EN ISO 14119 2,000 N

Holding force F_{max} , maximum 2,600 N

Latching force 5 N

Positive break travel 10 mm

Positive break force per NC contact, minimum 10 N

Positive break force, minimum 20 N

Actuating speed, maximum 2 m/s

Mounting Screws

Type of the fixing screws 3x M6

Mechanical data - Connection technique

Cable entry 4 x M16 x 1,5

Termination Cage clamps

Cable section, minimum 0.25 mm²

Cable section, maximum 1.5 mm²

Note (Cable section) All indications including the conductor ferrules.

Allowed type of cable
solid single-wire
solid multi-wire
flexible

Mechanical data - Dimensions

Length of sensor 30 mm

Width of sensor	130 mm
Height of sensor	90 mm

Ambient conditions

Degree of protection	IP67
Ambient temperature	-25 ... +60 °C
Storage and transport temperature, minimum	-25 °C
Storage and transport temperature, maximum	+85 °C
Note (Relative humidity)	non-condensing non-icing
Protection class	II
Permissible installation altitude above sea level, maximum	2,000 m

Ambient conditions - Insulation values

Rated insulation voltage U _i	250 VAC
Rated impulse withstand voltage U _{imp}	4 kV

Electrical data

Thermal test current	6 A
Rated control voltage	24 VAC/DC
Required rated short-circuit current	1,000 A
Electrical power consumption, maximum	10 W
Switching element	NO contact, NC contact
Switching principle	slow action, positive break NC contact
Switching frequency	1,000 /h

Material of the contacts, Silver
electrical

Electrical data - Magnet control

Magnet switch-on time	100 %
Test pulse duration, maximum	5 ms
Test pulse interval, minimum	50 ms

Electrical data - Safety contacts

Voltage, Utilisation category AC-15	230 VAC
Current, Utilisation category AC-15	4 A
Voltage, Utilisation category DC-13	24 VDC
Current, Utilisation category DC-13	2.5 A

Electrical data - Auxiliary contacts

Voltage, Utilisation category AC-15	230 VAC
Current, Utilisation category AC-15	4 A
Voltage, Utilisation category DC-13	24 VDC
Current, Utilisation category DC-13	2.5 A

Other data

Note (applications)	sliding safety guard removable guard hinged safety guard
---------------------	--

Scope of delivery

Scope of delivery Actuator must be ordered separately.

Note

Note (General) Interlocks with the power to lock principle may only be used in special cases after a thorough evaluation of the accident risk, since the guarding device can immediately be opened on failure of the electrical power supply or when the main switch is opened.

Note (Emergency exit) For cases of danger
Actuation from within the hazardous area

Ordering code

Product type description:
AZM161 (1)-(2)(3)K(4)-(5)/(6)-(7)(8)

(1)

SK	Screw connection
CC	Cage clamps
ST	Connector plug M12

(2)

11/03	Magnet: 1 NO contact, 1 NC contact / Actator: 3 NC contacts with connector plug
12/03	Magnet: 1 NO contact, 2 NC contact / Actator: 3 NC contacts
12/11	Magnet: 1 NO contact, 2 NC contacts / Actator: 1 NO contact, 1 NC contact with connector plug
11/12	Magnet: 1 NO contact, 1 NC contacts / Actator: 1 NO contact, 2 NC contact with connector plug
12/12	Magnet: 1 NO contact, 2 NC contacts / Actator: 1 NO contact, 2 NC contacts

(3)

without	Latching force 5 N
R	Latching force 30 N

(4)

without	Power to unlock
A	Power to lock

(5)

without	Lateral manual release
ED	Manual release on the cover side
EU	Manual release on the back side

(6)

T	Lateral emergency exit
TD	Emergency exit on the cover side
TU	Emergency exit on the back side
N	Emergency release

(7)

024	Us: 24 VAC/DC
110/230	Us: 110/230 VAC

(8)

without	without LED
G	with LED (only for Us: 24 VAC/DC)

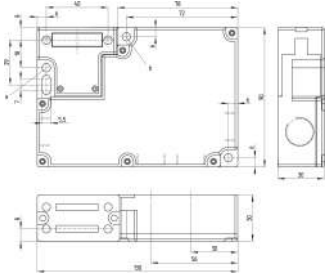
Pictures

Product picture (catalogue individual photo)



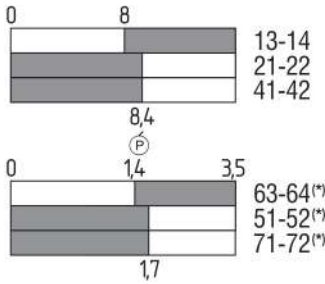
ID: kazm1f03
| 256.6 kB | .tif | 75.671 x 56.885 mm - 286 x 215 px - 96 dpi
| 698.5 kB | .jpg | 352.778 x 265.289 mm - 1000 x 752 px - 72 dpi
| 36.6 kB | .png | 74.083 x 55.739 mm - 210 x 158 px - 72 dpi
| 61.5 kB | .jpg | 123.472 x 92.781 mm - 350 x 263 px - 72 dpi

Dimensional drawing basic component



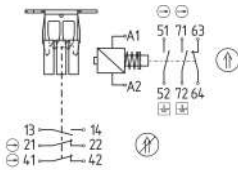
ID: kazm1g09
 | 137.3 kB | .cdr |
 | 4.5 kB | .png | 74.083 x 62.442 mm - 210 x 177 px - 72 dpi
 | 139.6 kB | .jpg | 352.778 x 298.097 mm - 1000 x 845 px - 72 dpi

Switch travel diagram



ID: kazm1s07
 | 2.9 kB | .png | 74.083 x 63.853 mm - 210 x 181 px - 72 dpi
 | 102.8 kB | .jpg | 352.778 x 304.8 mm - 1000 x 864 px - 72 dpi

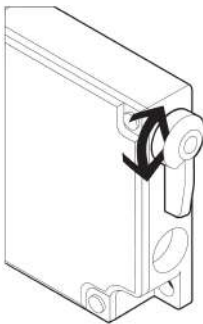
Diagram



ID: kazm1k30
 | 75.0 kB | .ai | 297 x 210.002 mm - 841 x 595 px - 72 dpi
 | 111.7 kB | .jpg | 352.778 x 227.542 mm - 1000 x 645 px - 72 dpi
 | 4.9 kB | .png | 74.083 x 47.978 mm - 210 x 136 px - 72 dpi

13	14	21	22	41	42	51	52	63	64	71	72	A1	A2
----	----	----	----	----	----	----	----	----	----	----	----	----	----

Operating principle



ID: kazm1a46
 | 48.2 kB | .cdr |
 | 195.4 kB | .jpg | 352.778 x 549.275 mm - 1000 x 1557 px - 72 dpi
 | 18.4 kB | .png | 74.083 x 115.358 mm - 210 x 327 px - 72 dpi