



AZ 17-11ZK-ST-2493

- Connector M12 x 1, 4-pole
- 30 mm x 78.5 mm x 30 mm
- Thermoplastic enclosure
- Double-insulated
- Long life
- small body
- Universal coding
- High level of contact reliability with low voltages and currents
- Insensitive to soiling
- 8 actuating planes

Data

Ordering data

Product type description	AZ 17-11ZK-ST-2493
Article number (order number)	101179443
EAN (European Article Number)	4030661312217

Approvals - Standards

Certificates	BG cULus CCC
--------------	--------------------

General data

Standards	EN ISO 13849-1 EN ISO 14119 EN IEC 60947-5-1
Coding level according to EN ISO 14119	Low
Working principle	electromechanical

Housing material	Plastic, glass-fibre reinforced thermoplastic, self-extinguishing
Gross weight	90 g

General data - Features

Number of actuating directions	2
Number of auxiliary contacts	1
Number of safety contacts	1
Number of cable glands	1

Safety classification

Standards	EN ISO 13849-1
Performance Level, up to	c
Category	1
B _{10D} Normally-closed contact (NC)	2,000,000 Operations
Note	Electrical life on request.
B _{10D} Normally-open contact (NO)	1,000,000 Operations
Note	at 10% I _e and ohmic load
Mission time	20 Year(s)

Safety classification - Fault exclusion

Please note:	Can be used when fault exclusion for dangerous damage to the 1-channel mechanism is permissible and sufficient protection against manipulation is guaranteed.
Performance Level, up to	d
Category	3
Note	for 2-channel use and with suitable logic unit.
Mission time	20 Year(s)

Mechanical data

Mechanical life, minimum	1,000,000 Operations
Latching force	5 N
Positive break travel	11 mm
Positive break force per NC contact, minimum	17 N
Actuating speed, maximum	2 m/s
Mounting	Screws
Type of the fixing screws	2x M5

Mechanical data - Connection technique

Termination	Connector plug M12, 4-pole, (A-coding)
-------------	--

Mechanical data - Dimensions

Length of sensor	30 mm
Width of sensor	30 mm
Height of sensor	78.5 mm

Ambient conditions

Degree of protection	IP67
Ambient temperature	-30 ... +80 °C
Storage and transport temperature, minimum	-30 °C
Storage and transport temperature, maximum	+85 °C
Permissible installation altitude above sea level, maximum	2,000 m

Ambient conditions - Insulation values

Rated insulation voltage U_i	250 VAC
Rated impulse withstand voltage U_{imp}	4 kV
Overtoltage category	III

Degree of pollution	3
Rated impulse withstand voltage, connector 4-pole	2.5 kV

Electrical data

Thermal test current	10 A
Required rated short-circuit current	1,000 A
Switching element	NO contact, NC contact
Switching principle	slow action, positive break NC contact
Switching frequency	2,000 /h
Material of the contacts, electrical	Silver

Electrical data - Safety contacts

Voltage, Utilisation category AC-15	230 VAC
Current, Utilisation category AC-15	4 A
Voltage, Utilisation category DC-13	24 VDC
Current, Utilisation category DC-13	4 A
Note, Utilisation category DC-13	Connector 4-pole

Electrical data - Auxiliary contacts

Voltage, Utilisation category AC-15	230 VAC
Current, Utilisation category AC-15	4 A
Voltage, Utilisation category DC-13	24 VDC
Current, Utilisation category DC-13	4 A
Note, Utilisation category DC-13	Connector 4-pin

Other data

Note (applications)	sliding safety guard removable guard hinged safety guard
---------------------	--

Scope of delivery

Scope of delivery	Actuator must be ordered separately. Slot cover for dust-proof covering of the opening not in use
-------------------	--

Note

Note (General)	Individual coding available on request
----------------	--

Ordering code

Product type description:
AZ 17-(1)Z(2)K-(3)-(4)-(5)

(1)

11	1 NO contacts/1 NC contact
02	2 NC contact

(2)

without	Latching force 5 N
R	Latching force 30 N

(3)

without	M16 cable gland
2243	Front cable entry
2243-1	Rear cable entry
ST	M12 connector, 4 pole

(4)

1637	Gold-plated contacts
-------------	----------------------

(5)

5M

Cable length 5 m

6M

Cable length 6 m

Pictures

Product picture (catalogue individual photo)



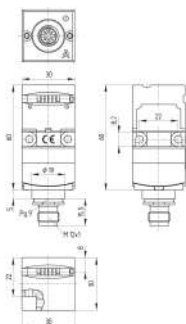
ID: kaz17f17

| 651.2 kB | .jpg | 221.192 x 478.367 mm - 627 x 1356 px - 72 dpi

| 106.0 kB | .png | 74.083 x 160.161 mm - 210 x 454 px - 72 dpi

| 45.6 kB | .jpg | 57.15 x 123.472 mm - 162 x 350 px - 72 dpi

Dimensional drawing basic component



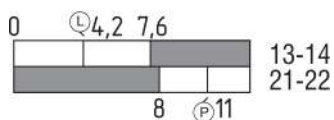
ID: kaz17g03

| 44.7 kB | .cdr |

| 8.1 kB | .png | 74.083 x 131.586 mm - 210 x 373 px - 72 dpi

| 265.7 kB | .jpg | 352.778 x 626.533 mm - 1000 x 1776 px - 72 dpi

Switch travel diagram



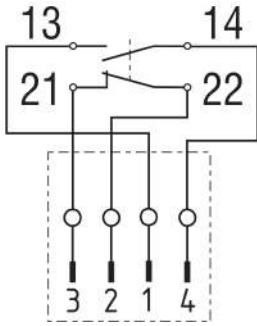
ID: kaz17s01

| 19.6 kB | .cdr |

| 2.0 kB | .png | 74.083 x 26.458 mm - 210 x 75 px - 72 dpi

| 52.6 kB | .jpg | 352.778 x 125.236 mm - 1000 x 355 px - 72 dpi

Diagram

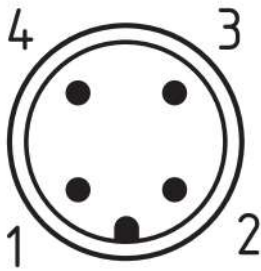


ID: kaz17k19

| 120.6 kB | .jpg | 352.778 x 445.911 mm - 1000 x 1264 px - 72 dpi

| 4.1 kB | .png | 74.083 x 93.486 mm - 210 x 265 px - 72 dpi

Contact arrangement



ID: km12-k4c

| 4.2 kB | .png | 74.083 x 74.083 mm - 210 x 210 px - 72 dpi

| 113.3 kB | .jpg | 352.778 x 352.778 mm - 1000 x 1000 px - 72 dpi

Schmersal India Pvt. Ltd., Plot No - G-7/1, Ranjangaon MIDC, Tal. - Shirur, Dist.- Pune 412 220

The details and data referred to have been carefully checked. Images may diverge from original. Further technical data can be found in the manual. Technical amendments and errors possible.

Generated on: 08/12/2023, 7:14 am