

## Universal transmitter



### 4116

- Input for RTD, TC, Ohm, potentiometer, mA and V
- 2-wire supply > 16 V
- FM-approved for installation in Div. 2
- Output for current, voltage and 2 relays
- Universal AC or DC supply



#### Application

- Linearized, electronic temperature measurement with RTD or TC sensor.
- Conversion of linear resistance variation to a standard analog current / voltage signal, i.e. from solenoids and butterfly valves or linear movements with attached potentiometer.
- Power supply and signal isolator for 2-wire transmitters.
- Process control with 2 pairs of potential-free relay contacts and analog output.
- Galvanic separation of analog signals and measurement of floating signals.
- The 4116 is designed according to strict safety requirements and is therefore suitable for application in SIL 2 installations.
- Suitable for the use in systems up to Performance Level "d" according to ISO-13849.

#### Technical characteristics

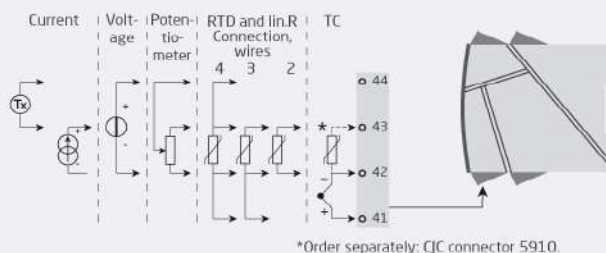
- When 4116 is used in combination with the PR 4500 display series, all operational parameters can be modified to suit any application. As the 4116 is designed with electronic hardware switches, it is not necessary to open the device for setting of DIP-switches.
- A green / red front LED indicates normal operation and malfunction. A yellow LED is ON for each active output relay.
- Continuous check of vital stored data for safety reasons.
- 4-port 2.3 kVAC galvanic isolation.

#### Mounting / installation / programming

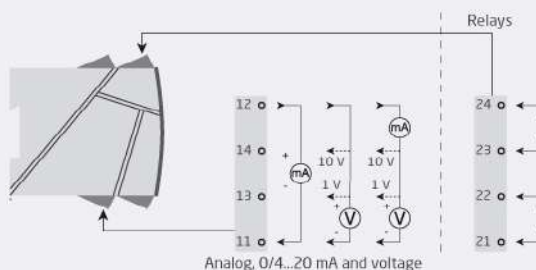
- Very low power consumption means units can be mounted side by side without an air gap – even at 60°C ambient temperature.
- Configuration, monitoring, 2-point process calibration and more are accomplished using PR's 4500 series of detachable displays.
- All programming can be password-protected.

#### Applications

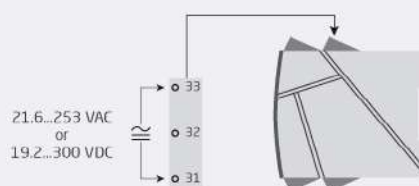
##### Input signals:



##### Output signals:



##### Supply:



**Order:**

<b>Type</b>
4116

**Environmental Conditions**

Operating temperature.....	-20°C to +60°C
Storage temperature.....	-20°C to +85°C
Calibration temperature.....	20...28°C
Relative humidity.....	< 95% RH (non-cond.)
Protection degree.....	IP20

**Mechanical specifications**

Dimensions (HxWxD).....	109 x 23.5 x 104 mm
Dimensions (HxWxD) w/ PR 4500.....	109 x 23.5 x 131 mm
Weight approx.....	175 g
Weight incl. 4501 / 451x (approx.).....	190 g / 205 g
Wire size.....	0.13...2.08 mm <sup>2</sup> AWG 26...14 stranded wire
Screw terminal torque.....	0.5 Nm
Vibration.....	IEC 60068-2-6
2...13.2 Hz.....	±1 mm
13.2...100 Hz.....	±0.7 g

**Common specifications****Supply**

Supply voltage, universal.....	21.6...253 VAC, 50...60 Hz or 19.2...300 VDC
Fuse.....	400 mA SB / 250 VAC
Max. required power.....	≤ 2.5 W
Max. power dissipation.....	≤ 2.5 W

**Isolation voltage**

Test voltage.....	2.3 kVAC
Working voltage.....	250 VAC (reinforced) / 500 VAC (basic)

**Response time**

Temperature input (0...90%, 100...10%).....	≤ 1 s
mA / V input (0...90%, 100...10%).....	≤ 400 ms

**Auxiliary supplies**

2-w. supply (term. 44...43).....	25...16 VDC / 0...20 mA
Programming.....	PR 4500 communication interfaces
Signal dynamics, input.....	24 bit
Signal dynamics, output.....	16 bit
Signal / noise ratio.....	Min. 60 dB (0...100 kHz)
Accuracy.....	Better than 0.1% of sel. range
EMC immunity influence.....	< ±0.5% of span
Extended EMC immunity: NAMUR NE21, A criterion, burst.....	< ±1% of span

**Input specifications****RTD input**

RTD type.....	Pt10/20/50/100/200/250; Pt300/400/500/1000; Ni50/100/120/1000; Cu10/20/50/100
---------------	--

Cable resistance per wire.....	50 Ω (max.)
Sensor current.....	Nom. 0.2 mA
Effect of sensor cable resistance (3-/4-wire).....	< 0.002 Ω / Ω
Sensor error detection.....	Yes
Short circuit detection.....	< 15 Ω

**Linear resistance input**

Linear resistance min....max.....	0 Ω...10000 Ω
-----------------------------------	---------------

**Potentiometer input**

Potentiometer min....max.....	10 Ω...100 kΩ
-------------------------------	---------------

**TC input**

Thermocouple type.....	B, E, J, K, L, N, R, S, T, U, W3, W5, LR
------------------------	---

**Cold junction compensation**

(CJC) via ext. sensor in 5910.....	20...28°C ≤ ±1°C, -20...20°C / 28...70°C ≤ 2°C
---------------------------------------	---

CJC via int. mounted sensor.....	±(2.0°C + 0.4°C * Δt)
----------------------------------	-----------------------

Sensor error detection.....	Yes
Sensor error current: When detecting / else.....	Nom. 2 μA / 0 μA

**Current input**

Measurement range.....	0...23 mA
Programmable measurement ranges.....	0...20 and 4...20 mA
Input resistance.....	Nom. 20 Ω + PTC 50 Ω
Sensor error detection: Loop break 4...20 mA.....	Yes

**Voltage input**

Measurement range.....	0...12 VDC
Programmable measurement ranges.....	0/0.2...1, 0/1...5, 0/2...10 VDC
Input resistance.....	Nom. 10 MΩ

## Output specifications

### Current output

Signal range.....	0...23 mA
Programmable signal ranges.....	0...20/4...20/20...0/20...4 mA
Load (@ current output).....	≤ 800 Ω
Load stability.....	≤ 0.01% of span / 100 Ω
Sensor error indication.....	0 / 3.5 / 23 mA / none
NAMUR NE43 Upscale/Downscale.....	23 mA / 3.5 mA
Output limitation, on 4...20 and 20...4 mA signals.....	3.8...20.5 mA
Output limitation, on 0...20 and 20...0 mA signals.....	0...20.5 mA
Current limit.....	≤ 28 mA

### Voltage output

Signal range.....	0...10 VDC
Programmable signal ranges.....	0/0.2...1; 0/1...5; 0/2...10; 1...0.2/0; 5...1/0; 10...2/0 V
Load (@ voltage output).....	≥ 500 kΩ

### Relay output

Relay functions.....	Setpoint, Window, Sensor error, Latch, Power and Off
Max. voltage.....	250 VAC / VDC
Max. current.....	2 A
Max. AC power.....	500 VA
Max. DC current, resistive load > 30 VDC.....	See manual for details

### Observed authority requirements

EMC.....	2014/30/EU & UK SI 2016/1091
LVD.....	2014/35/EU & UK SI 2016/1101
RoHS.....	2011/65/EU & UK SI 2012/3032
EAC.....	TR-CU 020/2011

### Approvals

c UL us, UL 508.....	E231911
FM.....	3025177
DNV Marine.....	TAA0000101
EU RO MR Type Approval.....	MRA000000Z
SIL.....	Hardware assessed for use in SIL applications