

# ELR W1/ 6-24DC - Reversing load relay



2982090

<https://www.phoenixcontact.com/in/products/2982090>

Please be informed that the data shown in this PDF document is generated from our Online Catalog. Please find the complete data in the user documentation. Our General Terms of Use for Downloads are valid.



Electronic reversing load relay, for controlling DC motors, with LED display and protective circuit, output: 10 - 30 V DC/6 A with a switch-over time of 80 ms

## Commercial Data

Item number	2982090
Packing unit	1 pc
Minimum order quantity	1 pc
Sales Key	CK7
Product Key	CK7622
Catalog Page	Page 46 (C-5-2019)
GTIN	4017918943936
Weight per Piece (including packing)	116.3 g
Weight per Piece (excluding packing)	112.3 g
Customs tariff number	85371098
Country of origin	DE

# ELR W1/ 6-24DC - Reversing load relay



2982090

<https://www.phoenixcontact.com/in/products/2982090>

## Technical Data

### Notes

#### Utilization restriction

EMC note	EMC: class A product, see manufacturer's declaration in the download area
----------	---

### Product properties

Product type	Solid-state contactor
Product family	CONTACTRON
Operating mode	100% operating factor

#### Insulation characteristics

Insulation	Basic insulation
------------	------------------

#### Insulation characteristics: Air clearances and creepage distances between the power circuits

Insulation	Basic insulation
Overvoltage category	III
Pollution degree	2

### Electrical properties

Number of phases	1
Test voltage (Input/output)	2.5 kV <sub>rms</sub> (50 Hz, 1 min., input/output)

#### Supply

Input name	Device supply
Rated control circuit supply voltage $U_S$	24 V DC
Control supply voltage range	10 V DC ... 30 V DC
Rated control supply current $I_S$	7 mA
Protective circuit	Surge protection

### Input data

#### Control

Input name	Control input right/left
Current consumption	3 mA
Rated actuating voltage $U_C$	24 V DC
Triggering voltage range	19.2 V DC ... 28.8 V DC
Rated actuating current $I_C$	3 mA
Typical response time	200 $\mu$ s
Protective circuit	Reverse polarity protection Surge protection
Surge voltage protection	> 33 V DC
Switchover time $R_L/L_L$ (turn-on time)	80 ms

# ELR W1/ 6-24DC - Reversing load relay



2982090

<https://www.phoenixcontact.com/in/products/2982090>

## Output data

### DC output

Rated operating voltage $U_e$	24 V DC
Operating voltage range	10 V DC ... 30 V DC
Rated operating current (Load output)	6 A
Load current	6 A (see to derating)
Quiescent current	approx. 7 mA (When switched off)
Protective circuit	Reverse polarity protection
	Surge protection
Surge voltage protection	> 33 V DC
Current limitation at short-circuits	20 A

## Connection data

### Control circuits

Connection method	Screw connection
Stripping length	8 mm
Screw thread	M3
Conductor cross section rigid	0.14 mm <sup>2</sup> ... 2.5 mm <sup>2</sup>
Conductor cross section flexible	0.14 mm <sup>2</sup> ... 2.5 mm <sup>2</sup>
Conductor cross section AWG	26 ... 14
Tightening torque	0.5 Nm ... 0.6 Nm
	5 lb <sub>F</sub> -in. ... 7 lb <sub>F</sub> -in.

### Load circuit

Connection method	Screw connection
Stripping length	8 mm
Screw thread	M3
Conductor cross section rigid	0.14 mm <sup>2</sup> ... 2.5 mm <sup>2</sup>
Conductor cross section flexible	0.14 mm <sup>2</sup> ... 2.5 mm <sup>2</sup>
Conductor cross section AWG	26 ... 14
Tightening torque	0.5 Nm ... 0.6 Nm
	5 lb <sub>F</sub> -in. ... 7 lb <sub>F</sub> -in.

## Signaling

Status display	Yellow LED
Operating voltage display	Green LED

## Dimensions

Width	12.5 mm
Height	99 mm
Depth	114.5 mm

## Environmental and real-life conditions

# ELR W1/ 6-24DC - Reversing load relay



2982090

<https://www.phoenixcontact.com/in/products/2982090>

## Ambient conditions

Degree of protection	IP20
Ambient temperature (operation)	-20 °C ... 60 °C
Ambient temperature (storage/transport)	-20 °C ... 80 °C

## Approvals

### UKCA

Certificate	UKCA-compliant
-------------	----------------

### UL approval

Certificate	NLDX.E228652
-------------	--------------

## Standards and regulations

### Air clearances and creepage distances between the power circuits

Standards/regulations	EN 50178
-----------------------	----------

## Mounting

Mounting type	DIN rail mounting
Assembly instructions	alignable, for spacing see derating
Mounting position	vertical (horizontal DIN rail, motor output below)

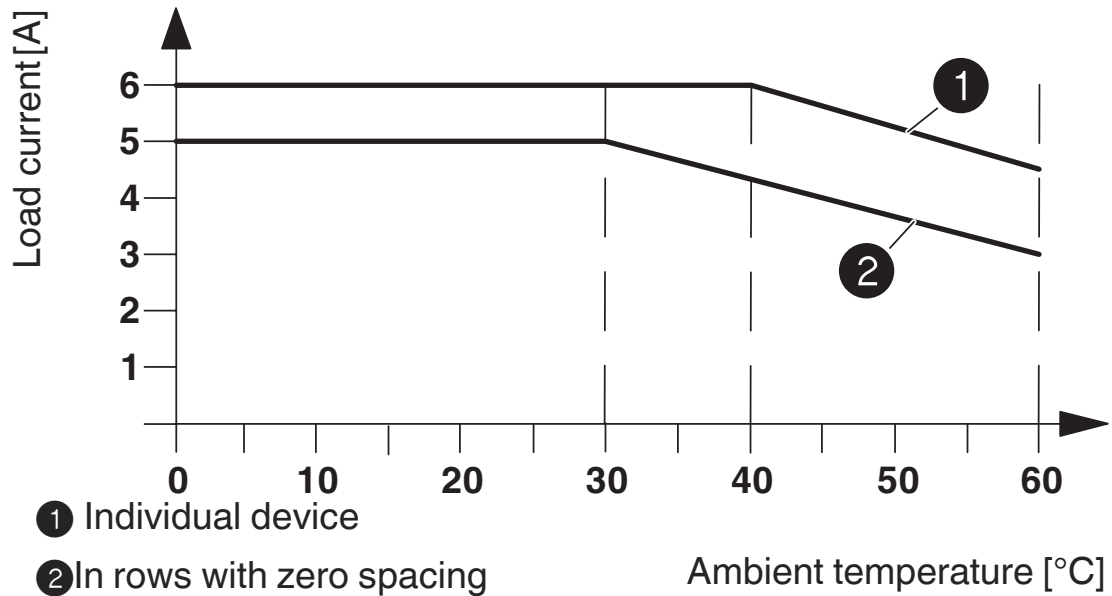
# ELR W1/ 6-24DC - Reversing load relay

2982090

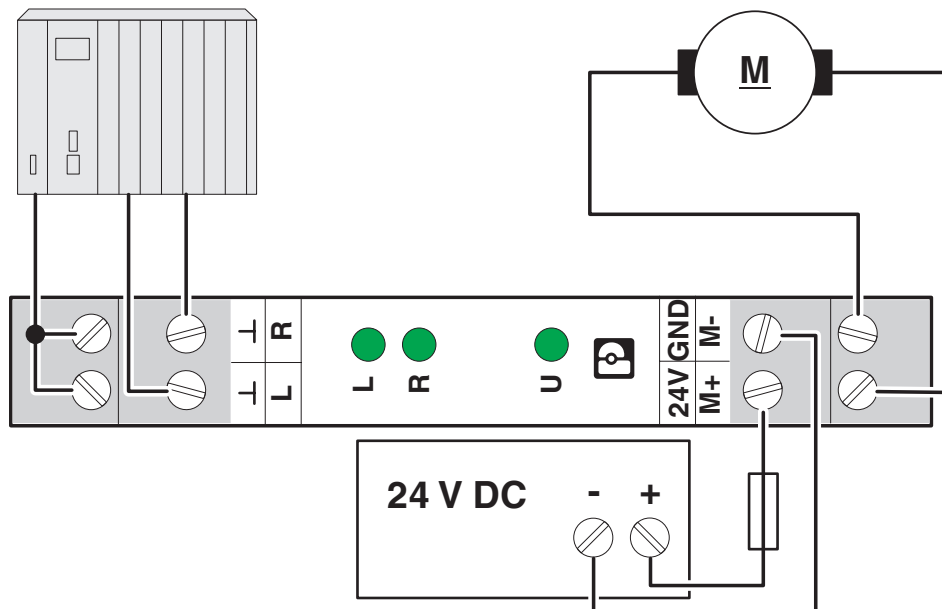
<https://www.phoenixcontact.com/in/products/2982090>

## Drawings

Diagram



Connection diagram

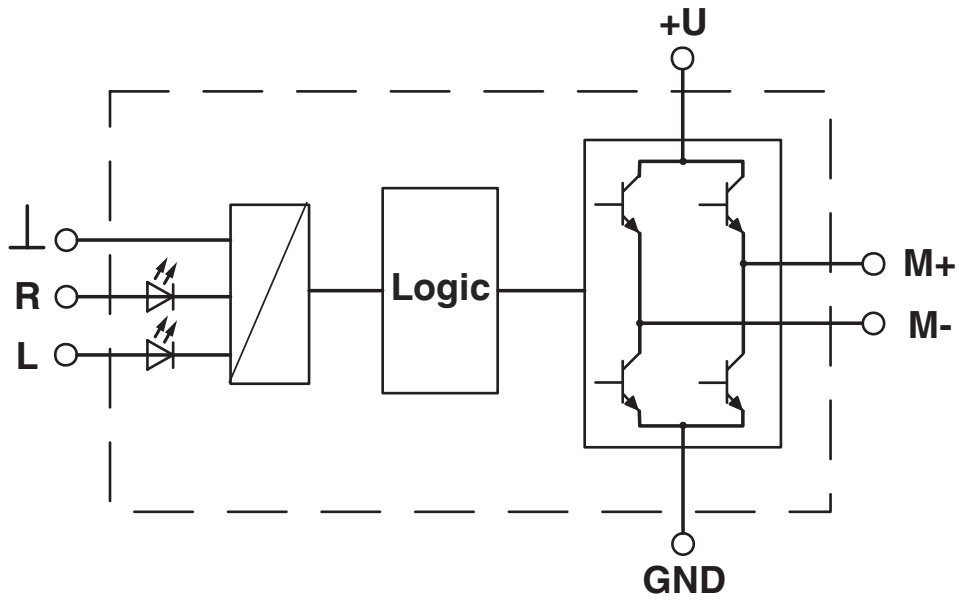


# ELR W1/ 6-24DC - Reversing load relay

2982090

<https://www.phoenixcontact.com/in/products/2982090>

Block diagram

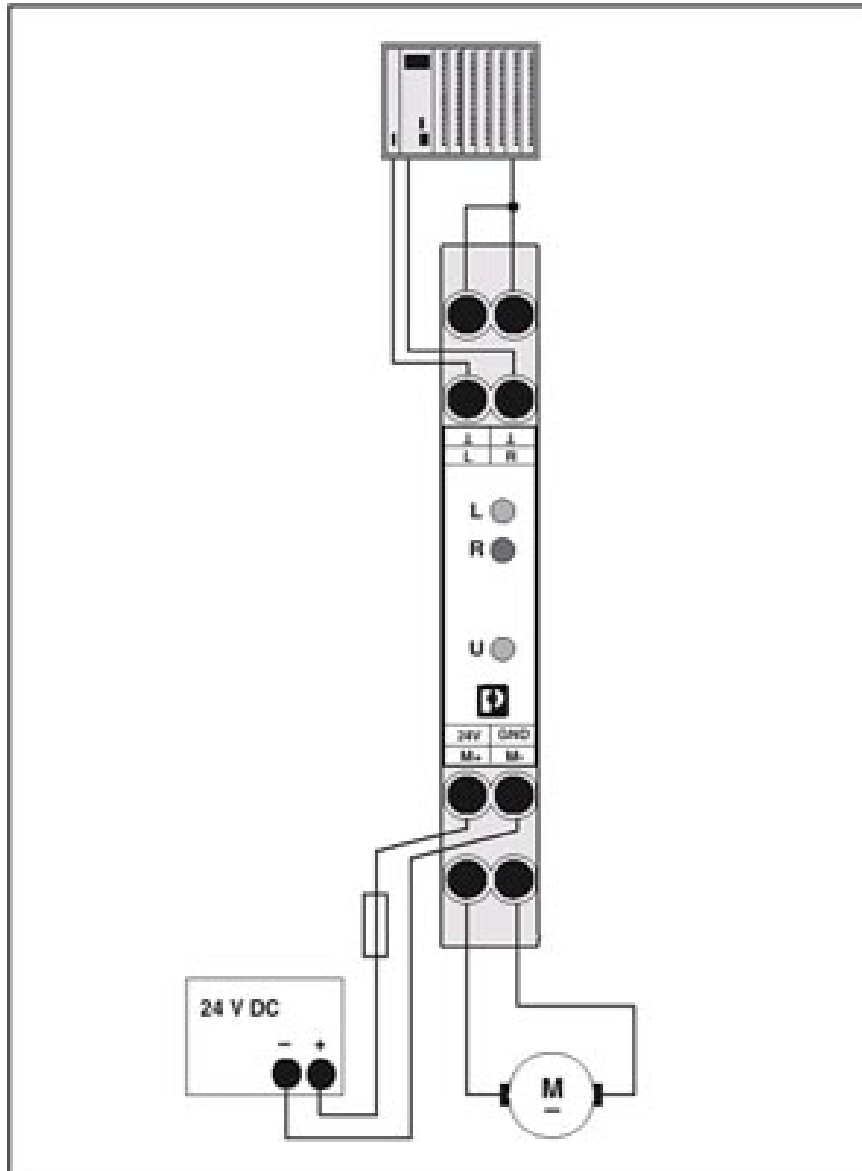


# ELR W1/ 6-24DC - Reversing load relay

2982090

<https://www.phoenixcontact.com/in/products/2982090>

Application drawing



Example application

# ELR W1/ 6-24DC - Reversing load relay



2982090

<https://www.phoenixcontact.com/in/products/2982090>

## Approvals



**EAC**

Approval ID: TR\_TS\_D\_00573\_c



**UL Listed**

Approval ID: FILE E 228652



**cUL Listed**

Approval ID: FILE E 228652



# ELR W1/ 6-24DC - Reversing load relay



2982090

<https://www.phoenixcontact.com/in/products/2982090>

## Classifications

### ECLASS

ECLASS-11.0	27371018
ECLASS-12.0	27371018
ECLASS-13.0	27371018

### ETIM

ETIM 8.0	EC002055
----------	----------

### UNSPSC

UNSPSC 21.0	39122300
-------------	----------

# ELR W1/ 6-24DC - Reversing load relay



2982090

<https://www.phoenixcontact.com/in/products/2982090>

## Environmental Product Compliance

REACH SVHC	Lead 7439-92-1
China RoHS	Environmentally Friendly Use Period = 50 years
	For information on hazardous substances, refer to the manufacturer's declaration available under "Downloads"

Phoenix Contact 2023 © - all rights reserved

<https://www.phoenixcontact.com>

PHOENIX CONTACT (I) Pvt. Ltd.

A-58/2, Okhla Industrial Area, Phase - II, New Delhi-110 020

+91.1275.71420

[info@phoenixcontact.co.in](mailto:info@phoenixcontact.co.in)