

IB IL PWM/2-PAC - Function module



2861632

<https://www.phoenixcontact.com/in/products/2861632>

Please be informed that the data shown in this PDF document is generated from our online catalog. Please find the complete data in the user documentation. Our general terms of use for downloads are valid.

Inline function terminal for pulse width and frequency modulation or activation of impulse-driven motor control parts with pulse/direction interface, two outputs for 5 V or 24 V



Product description

The terminal is designed for use within an Inline station. Two channels that operate independently of one another offer the option of pulse width modulation (PWM) for the output signals. The terminal block supports the following operating modes: PWM (pulse width modulation), frequency generator, single shot (single pulse generator), and pulse direction signal.

Your advantages

- 2 independent channels
- Output of 5 V or 24 V signals
- Maximum frequency of 50 kHz
- Pulse direction signal output without integrated ramp function for controlling step motor power supply units
- Single pulse output (pulse length of 10 μ s to 25.5 s can be set)
- Pulse width modulation (period length can be set in increments from 100 μ s to 10 s, duty factor in 0.39% increments)
- Frequency output (frequency can be set between 0 Hz and 50 kHz)

Commercial data

Item number	2861632
Packing unit	1 pc
Minimum order quantity	1 pc
Sales key	DRI
Product key	DRI164
Catalog page	Page 154 (C-6-2019)
GTIN	4017918948313
Weight per piece (including packing)	164 g
Weight per piece (excluding packing)	163 g
Customs tariff number	85389091
Country of origin	DE

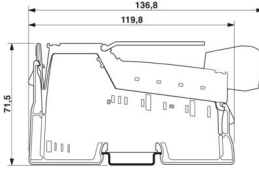
IB IL PWM/2-PAC - Function module

2861632

<https://www.phoenixcontact.com/in/products/2861632>

Technical data

Dimensions

Dimensional drawing	
Width	24.4 mm
Height	136.8 mm
Depth	71.5 mm

Notes

Note on application

Note on application	Only for industrial use
---------------------	-------------------------

Interfaces

Inline local bus

Number of interfaces	2
Connection method	Inline data jumper
Transmission speed	500 kbps

System properties

Module

ID code (dec.)	191
ID code (hex)	BF
Length code (hex)	02
Length code (dec)	02
Process data channel	32 bit
Input address area	4 Byte
Output address area	4 Byte
Register length	4 Byte
Required parameter data	1 Byte
Required configuration data	5 Byte

Output data

Digital:

Output name	Digital output: 24 V DC
Connection technology	2-conductor (shielded)
Number of outputs	2

IB IL PWM/2-PAC - Function module



2861632

<https://www.phoenixcontact.com/in/products/2861632>

Protective circuit	Short-circuit protection, overload protection of the outputs; integrated damping diode for each channel
Output voltage	24 V
Maximum output current per module / terminal block	1 A
Nominal output voltage	24 V DC
Nominal load, inductive	12 VA (1.2 H, 24 Ω)
Nominal load, lamp	12 W
Nominal load, ohmic	12 W
Maximum operating frequency with ohmic nominal load	500 Hz
Reverse voltage resistance to short pulses	Reverse voltage proof
Behavior with overload	Auto restart
Behavior at voltage switch-off	The output follows the power supply without delay
Overcurrent shut-down	as of 0.7 A

Digital:

Output name	Digital output: 5 V DC
Connection technology	2-conductor (shielded)
Number of outputs	2
Protective circuit	Short-circuit protection, overload protection of the outputs; integrated damping diode for each channel
Nominal output voltage	5 V DC
Maximum operating frequency with ohmic nominal load	50 kHz

Product properties

Product type	I/O component
Product family	Inline
Type	modular
Operating mode	PWM, frequency generator, single-shot, pulse/direction signal Process data operation with 2 words
Diagnostics messages	Short circuit or overload of a 24 V output yes

Data management status

Article revision	07
------------------	----

Electrical properties

Potentials: Communications power (U_L)

Supply voltage	7.5 V DC (via voltage jumper)
Current draw	max. 130 mA
Power consumption	max. 0.98 W

Potentials: Segment circuit supply (U_S)

Supply voltage	24 V DC (via voltage jumper)
Current draw	max. 1 A 0 A

Electrical isolation/isolation of the voltage ranges

IB IL PWM/2-PAC - Function module



2861632

<https://www.phoenixcontact.com/in/products/2861632>

Test voltage: 7.5 V supply (bus logics)/24 V supply (I/O)	500 V AC, 50 Hz, 1 min.
Test voltage: 7.5 V supply (bus logic) / 5 V supply (I/O)	500 V AC, 50 Hz, 1 min.
Test voltage: 24 V supply (I/O) / functional ground	500 V AC, 50 Hz, 1 min.
Test voltage: 5 V supply (I/O)/functional ground	500 V AC, 50 Hz, 1 min.

Connection data

Connection technology

Connection name	Inline connector
-----------------	------------------

Conductor connection

Connection method	Spring-cage connection
Conductor cross section rigid	0.08 mm ² ... 1.5 mm ²
Conductor cross section flexible	0.08 mm ² ... 1.5 mm ²
Conductor cross section AWG	28 ... 16
Stripping length	8 mm

Inline connector

Connection method	Spring-cage connection
Conductor cross section, rigid	0.08 mm ² ... 1.5 mm ²
Conductor cross section, flexible	0.08 mm ² ... 1.5 mm ²
Conductor cross section AWG	28 ... 16
Stripping length	8 mm

Environmental and real-life conditions

Ambient conditions

Ambient temperature (operation)	-25 °C ... 55 °C
Degree of protection	IP20
Air pressure (operation)	70 kPa ... 106 kPa (up to 3000 m above sea level)
Air pressure (storage/transport)	70 kPa ... 106 kPa (up to 3000 m above sea level)
Ambient temperature (storage/transport)	-25 °C ... 85 °C
Permissible humidity (operation)	10 % ... 95 % (non-condensing)
Permissible humidity (storage/transport)	10 % ... 95 % (non-condensing)

Standards and regulations

Protection class	III (IEC 61140, EN 61140, VDE 0140-1)
------------------	---------------------------------------

Mounting

Mounting type	DIN rail mounting
---------------	-------------------

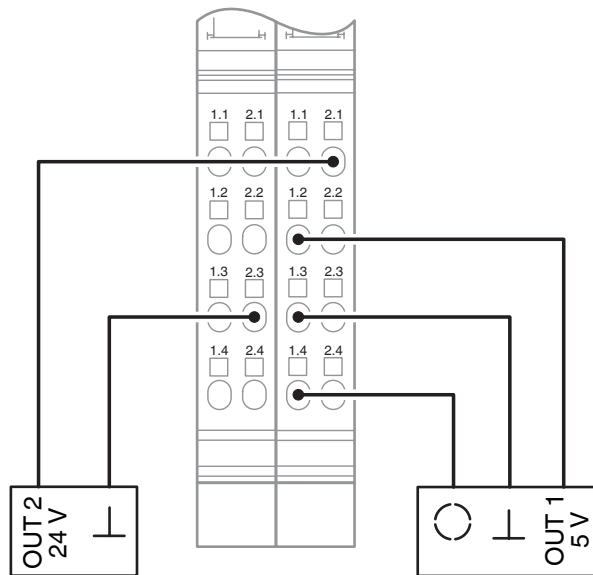
IB IL PWM/2-PAC - Function module

2861632

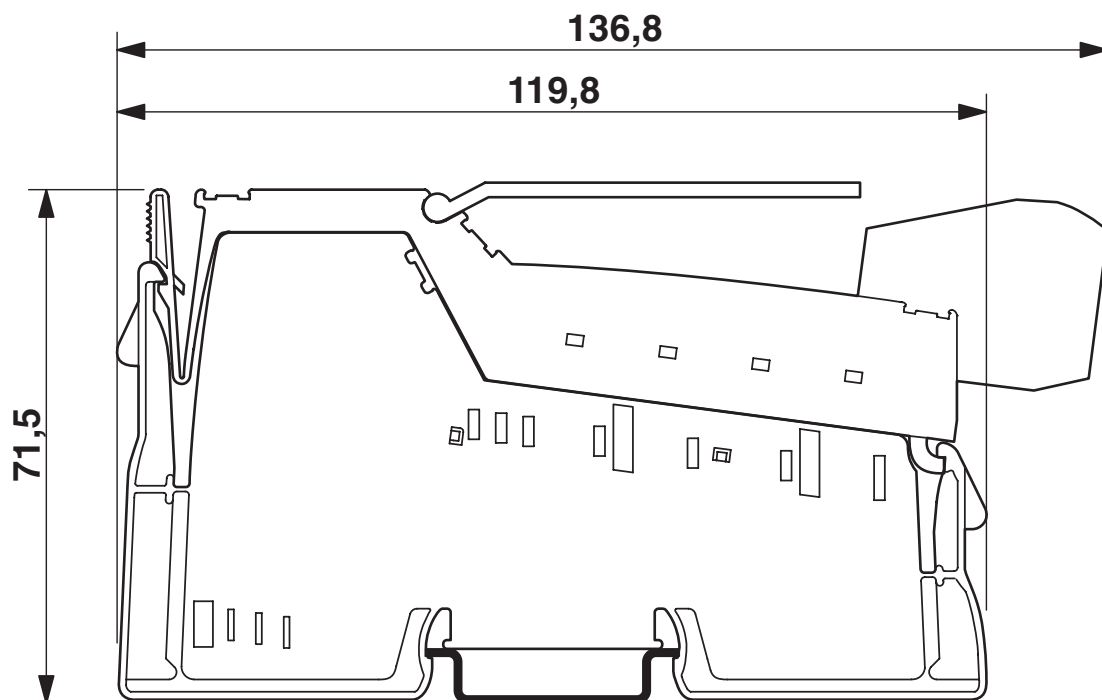
<https://www.phoenixcontact.com/in/products/2861632>

Drawings

Connection diagram



Dimensional drawing



IB IL PWM/2-PAC - Function module



2861632

<https://www.phoenixcontact.com/in/products/2861632>

Approvals

To download certificates, visit the product detail page: <https://www.phoenixcontact.com/in/products/2861632>



LR

Approval ID: LR23398855TA



BV

Approval ID: 20989/B2_BV



UL Listed

Approval ID: E140324



cUL Listed

Approval ID: E140324

BSH

Approval ID: 658a



RINA

Approval ID: ELE121121XG

ABS

Approval ID: 22-2226444-PDA

DNV

Approval ID: TAA00002CU

cULus Listed

IB IL PWM/2-PAC - Function module



2861632

<https://www.phoenixcontact.com/in/products/2861632>

Classifications

ECLASS

ECLASS-11.0	27242605
ECLASS-12.0	27242605
ECLASS-13.0	27242605

ETIM

ETIM 9.0	EC001601
----------	----------

UNSPSC

UNSPSC 21.0	32151600
-------------	----------

2861632

<https://www.phoenixcontact.com/in/products/2861632>

Environmental product compliance

EU RoHS

Fulfills EU RoHS substance requirements	Yes
Exemption	7(a), 7(c)-I

China RoHS

Environment friendly use period (EFUP)	EFUP-50
	An article-related China RoHS declaration table can be found in the download area for the respective article under "Manufacturer declaration". For all articles with EFUP-E, no China RoHS declaration table issued and required.

EU REACH SVHC

REACH candidate substance (CAS No.)	Lead(CAS: 7439-92-1)
SCIP	e51d1a97-1d8c-4946-ade4-de7a5f52abac

Phoenix Contact 2024 © - all rights reserved

<https://www.phoenixcontact.com>

PHOENIX CONTACT (I) Pvt. Ltd.

A-58/2, Okhla Industrial Area, Phase - II, New Delhi-110 020

+91.1275.71420

info@phoenixcontact.co.in