

IB IL AI 2/SF-PAC - Analog module



2861302

<https://www.phoenixcontact.com/in/products/2861302>

Please be informed that the data shown in this PDF document is generated from our Online Catalog. Please find the complete data in the user documentation. Our General Terms of Use for Downloads are valid.



Inline, Analog input terminal, Analog inputs: 2, 0 V ... 10 V, -10 V ... 10 V, 0 mA ... 20 mA, 4 mA ... 20 mA, -20 mA ... 20 mA, connection technology: 2-conductor, transmission speed in the local bus: 500 kbps, degree of protection: IP20, including Inline connector and labeling field

Product Description

The terminal is designed for use within an Inline station. It is used to acquire analog voltage and current signals.

Your advantages

- 2 analog single-ended signal inputs for the connection of either voltage or current signals
- Connection of sensors in 2-conductor technology
- Current ranges: 0 mA ... 20 mA, 4 mA ... 20 mA, ± 20 mA
- Voltage ranges: 0 V ... 10 V, ± 10 V
- The channels are parameterized independently of one another via the bus system
- Measured values can be represented in four different formats
- Resolution depends on the representation format and the measuring range
- Process data update of both channels within a max. of 1.5 ms

Commercial Data

Item number	2861302
Packing unit	1 pc
Minimum order quantity	1 pc
Sales Key	DRI
Product Key	DRI141
Catalog Page	Page 134 (C-6-2019)
GTIN	4017918894245
Weight per Piece (including packing)	206.7 g
Weight per Piece (excluding packing)	95.8 g
Customs tariff number	85389099
Country of origin	DE

IB IL AI 2/SF-PAC - Analog module

2861302

<https://www.phoenixcontact.com/in/products/2861302>

Technical Data

Dimensions

Dimensional drawing	
Width	12.2 mm
Height	136.8 mm
Depth	71.5 mm
Note on dimensions	Housing dimensions

Notes

Utilization restriction

CCEx note	Use in potentially explosive areas is not permitted in China.
-----------	---

Material specifications

Color	green
-------	-------

Interfaces

Inline local bus

Number of interfaces	2
Connection method	Inline data jumper
Transmission speed	500 kbps

System properties

Module

ID code (dec.)	127
ID code (hex)	7F
Length code (hex)	02
Length code (dec)	02
Process data channel	32 bit
Input address area	4 Byte
Output address area	4 Byte
Register length	32 bit
Required parameter data	6 Byte
Required configuration data	4 Byte

Input data

IB IL AI 2/SF-PAC - Analog module



2861302

<https://www.phoenixcontact.com/in/products/2861302>

Analog

Input name	Analog inputs
Description of the input	Single-ended inputs, voltage or current
Number of inputs	2
A/D conversion time	typ. 120 µs (per channel)
Connection method	Inline shield connector
Connection technology	2-conductor
Note regarding the connection technology	shielded
Current input signal	0 mA ... 20 mA 4 mA ... 20 mA -20 mA ... 20 mA
Input resistance current input	50 Ω (Shunt)
Voltage input signal	0 V ... 10 V -10 V ... 10 V
Input resistance of voltage input	> 220 kΩ
Data formats	IB IL, IB ST, IB RT, standardized representation
Limit frequency (3 dB)	40 Hz
Common mode voltage range signal - ground	40 V (Between current input and functional ground) 40 V (between voltage input and functional ground)
Measuring principle	Successive approximation
Measured value resolution	16 bits (15 bits + sign bit)
Measured value representation	16 bit two's complement
Protective circuit	Surge protection; Suppressor diodes in the analog inputs

Product properties

Type	modular
Product type	I/O component
Product family	Inline
Scope of delivery	including Inline connector and labeling field
Operating mode	Process data operation with 2 words
Diagnostics messages	Failure of the internal I/O supply yes I/O error Error message in the process data User error Error message in the process data

Insulation characteristics

Overvoltage category	II (IEC 60664-1, EN 60664-1)
Pollution degree	2 (IEC 60664-1, EN 60664-1)

Electrical properties

Maximum power dissipation for nominal condition	1.87 W
---	--------

Potentials

Power consumption	typ. 662 mW max. 882 mW
-------------------	----------------------------

2861302

<https://www.phoenixcontact.com/in/products/2861302>

Potentials: Communications power (U_L)

Supply voltage	7.5 V DC (via voltage jumper)
Current draw	max. 60 mA
	typ. 45 mA

Potentials: Supply of analog modules (U_{ANA})

Supply voltage	24 V DC (via voltage jumper)
Supply voltage range	19.2 V DC ... 30 V DC (including all tolerances, including ripple)
Current draw	max. 18 mA
	typ. 13 mA

Connection data

Connection technology

Connection name	Inline connector
-----------------	------------------

Conductor connection

Connection method	Spring-cage connection
Conductor cross section rigid	0.08 mm ² ... 1.5 mm ²
Conductor cross section flexible	0.08 mm ² ... 1.5 mm ²
Conductor cross section AWG	28 ... 16
Stripping length	8 mm

Inline connector

Connection method	Spring-cage connection
Conductor cross section, rigid	0.08 mm ² ... 1.5 mm ²
Conductor cross section, flexible	0.08 mm ² ... 1.5 mm ²
Conductor cross section AWG	28 ... 16
Stripping length	8 mm

Environmental and real-life conditions

Ambient conditions

Ambient temperature (operation)	-25 °C ... 55 °C
Degree of protection	IP20
Air pressure (operation)	70 kPa ... 106 kPa (up to 3000 m above sea level)
Air pressure (storage/transport)	70 kPa ... 106 kPa (up to 3000 m above sea level)
Ambient temperature (storage/transport)	-25 °C ... 85 °C
Permissible humidity (operation)	10 % ... 95 % (non-condensing)
Permissible humidity (storage/transport)	10 % ... 95 % (non-condensing)

Standards and regulations

Protection class	III (IEC 61140, EN 61140, VDE 0140-1)
------------------	---------------------------------------

Mounting

Mounting type	DIN rail mounting
---------------	-------------------

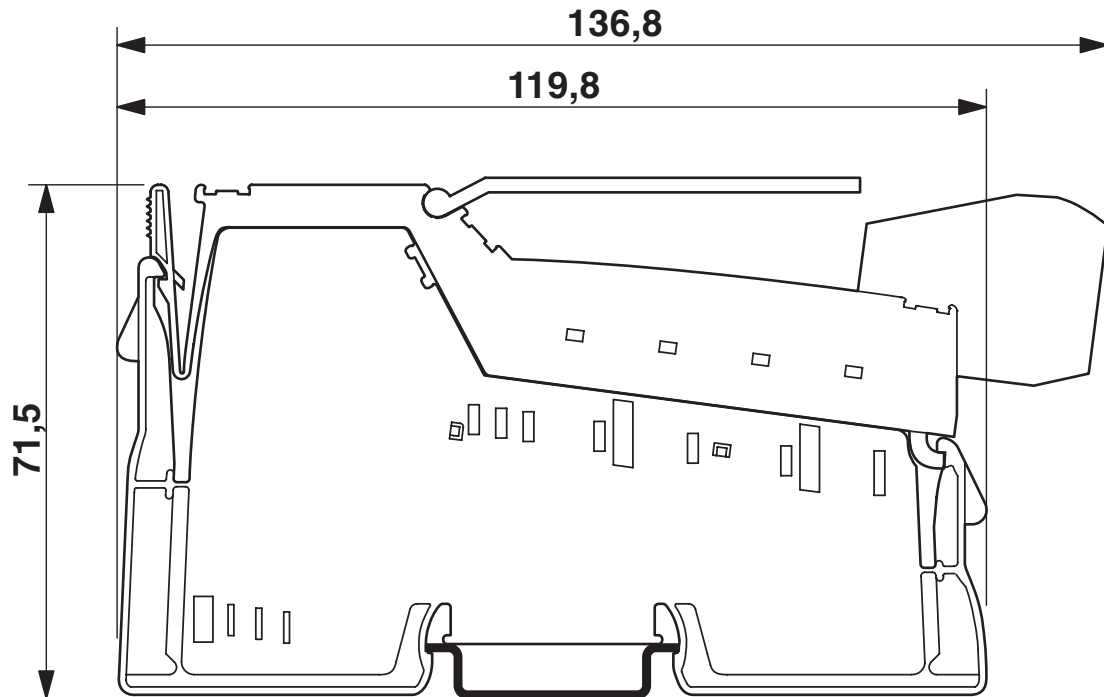
IB IL AI 2/SF-PAC - Analog module

2861302

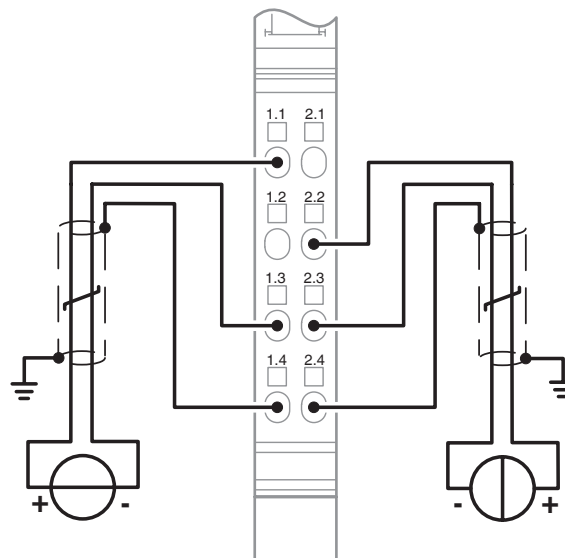
<https://www.phoenixcontact.com/in/products/2861302>

Drawings

Dimensional drawing



Connection diagram



Connection example

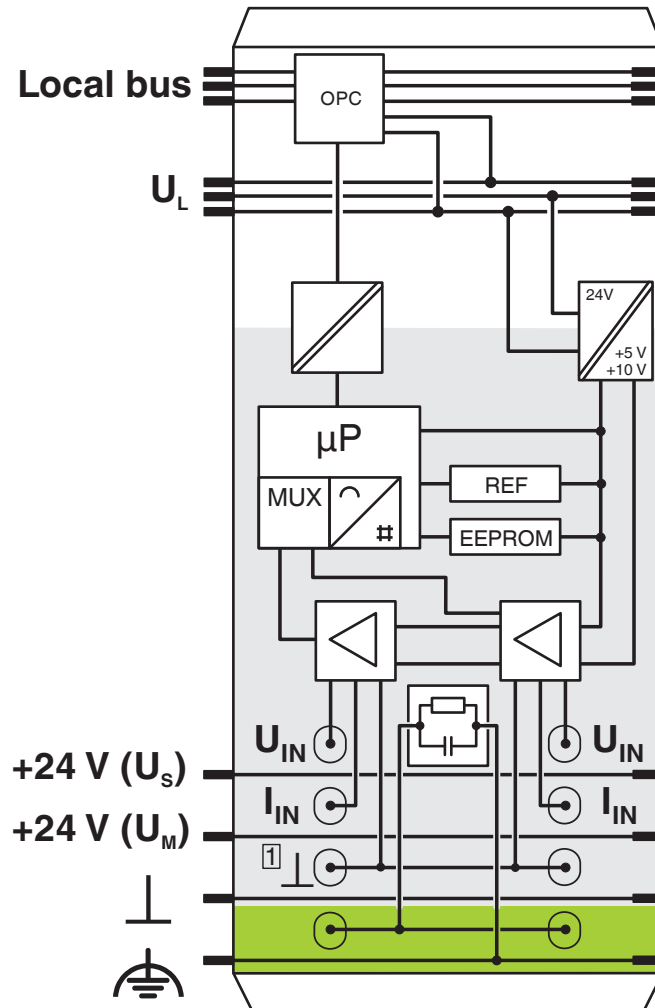
IB IL AI 2/SF-PAC - Analog module

2861302

<https://www.phoenixcontact.com/in/products/2861302>



Block diagram



Internal wiring of the terminal points

IB IL AI 2/SF-PAC - Analog module



2861302

<https://www.phoenixcontact.com/in/products/2861302>

Approvals



UL Recognized

Approval ID: FILE E 140324



EAC

Approval ID: TR TS_D_01921-19



DNV GL

Approval ID: TAA00000BN



LR

Approval ID: LR22191720TA



RINA

Approval ID: ELE121121XG



cUL Listed

Approval ID: FILE E 199827



UL Listed

Approval ID: FILE E 199827

IB IL AI 2/SF-PAC - Analog module



2861302

<https://www.phoenixcontact.com/in/products/2861302>

Classifications

ECLASS

ECLASS-11.0	27242601
ECLASS-12.0	27242601
ECLASS-13.0	27242601

ETIM

ETIM 8.0	EC001596
----------	----------

UNSPSC

UNSPSC 21.0	32151600
-------------	----------

IB IL AI 2/SF-PAC - Analog module

2861302

<https://www.phoenixcontact.com/in/products/2861302>



Accessories

IB IL SCN 6-SHIELD-TWIN - Inline shield connector

2740245

<https://www.phoenixcontact.com/in/products/2740245>

Inline shield connector



IB IL FIELD 2 - Labeling field

2727501

<https://www.phoenixcontact.com/in/products/2727501>

Labeling field, width: 12.2 mm



IB IL AI 2/SF-PAC - Analog module

2861302

<https://www.phoenixcontact.com/in/products/2861302>



ESL 62X10 - Insert strip

0809492

<https://www.phoenixcontact.com/in/products/0809492>

Insert strip, Sheet, white, unlabeled, can be labeled with: Office printing systems:
Laser printer, mounting type: insert, lettering field size: 62 x 10 mm, Number of
individual labels: 72



IB IL SCN-6 SHIELD - Inline shield connector

2726353

<https://www.phoenixcontact.com/in/products/2726353>

Inline shield connector



Phoenix Contact 2023 © - all rights reserved

<https://www.phoenixcontact.com>

PHOENIX CONTACT (I) Pvt. Ltd.

A-58/2, Okhla Industrial Area, Phase - II, New Delhi-110 020

+91.1275.71420

info@phoenixcontact.co.in