

S-PT-EX-24DC-1/2" - Surge protection device



2800035

<https://www.phoenixcontact.com/in/products/2800035>

Please be informed that the data shown in this PDF document is generated from our Online Catalog. Please find the complete data in the user documentation. Our General Terms of Use for Downloads are valid.



Surge protection for one floating signal circuit in screw-on module with IP67 degree of protection for sensor heads, connection: 1/2-inch 14 NPT. Tested in accordance with types of protection in Ex areas Ex d / Ex tD / Ex ia IIC / Ex iaD. Suitable for use in the fieldbus system in accordance with the FISCO concept, HART-compatible.

Your advantages

- Easiest field mounting with standardized thread
- Versatile in use with universal protective circuit
- Use under extreme ambient conditions with robust design

Commercial Data

Item number	2800035
Packing unit	1 pc
Minimum order quantity	1 pc
Sales Key	CL2
Product Key	CL2232
Catalog Page	Page 154 (C-4-2019)
GTIN	4046356411011
Weight per Piece (including packing)	232.714 g
Weight per Piece (excluding packing)	198.43 g
Customs tariff number	85363010
Country of origin	DE

S-PT-EX-24DC-1/2" - Surge protection device



2800035

<https://www.phoenixcontact.com/in/products/2800035>

Technical Data

Product properties

IEC test classification	C1
	C2
	C3
	D1
Type	Screw-in module
Product type	Surge protection for MCR technology
Product family	SURGETRAB
Number of positions	2
Wire pairs per module	1

Insulation characteristics

Overvoltage category	III
Pollution degree	2

Electrical properties

Nominal voltage U_N	24 V DC
-----------------------	---------

Connection data

Connection method	Individual wires
-------------------	------------------

Ex data

Maximum inner capacitance C_i	1.65 nF
Max. internal inductance L_i	1 μ H
Max. input current I_i	500 mA (T4 / ≤ 75 °C)
	500 mA (T5 / ≤ 75 °C)
	500 mA (T6 / ≤ 60 °C)
Max. input voltage U_i	36 V DC
max. input power P_i	3 W
Insulation voltage to ground	500 V AC
Ambient temperature (operation)	-40 °C ... 75 °C (T4)
	-40 °C ... 75 °C (T5)
	-40 °C ... 60 °C (T6)
Operating temperature range	-40 °C ... 100 °C (T4)
	-40 °C ... 75 °C (T5)
	-40 °C ... 60 °C (T6)
Max. surface temperature	135 °C (T4)
	100 °C (T5)
	85 °C (T6)


Dimensions

S-PT-EX-24DC-1/2" - Surge protection device



2800035

<https://www.phoenixcontact.com/in/products/2800035>

Dimensional drawing	
Width	28 mm
Height	28 mm
Depth	79 mm

Material specifications

Color	silver
Housing material	Stainless steel 1.4404 ASTM 316L

Mechanical properties

Mechanical data

Open side panel	No
-----------------	----

Protective circuit

Direction of action	Line-Line & Line-Earth Ground
Maximum continuous voltage U_C	36 V DC
	25 V AC
Operating effective current I_C at U_C	$\leq 5 \mu\text{A}$
Residual current I_{PE}	$\leq 2 \mu\text{A}$
Nominal discharge current I_n (8/20) μs (line-line)	260 A
Nominal discharge surge current I_n (8/20) μs (Core-Earth)	10 kA
Pulse discharge current I_{imp} (10/350) μs	1 kA
Total discharge current I_{total} (8/20) μs	20 kA
Total discharge current I_{total} (10/350) μs	2 kA
Max. discharge current I_{max} (8/20) μs maximum (line-line)	260 A
Max. discharge current I_{max} (8/20) μs maximum (line-earth)	20 kA
Nominal pulse current I_{an} (10/1000) μs (line-line)	50 A
Output voltage limitation at 1 kV/ μs (line-line) spike	$\leq 130 \text{ V}$
Output voltage limitation at 1 kV/ μs (line-earth) spike	$\leq 1.1 \text{ kV}$
Output voltage limitation at 1 kV/ μs (line-line) static	$\leq 60 \text{ V}$
Voltage protection level U_p (line-line)	$\leq 65 \text{ V}$ (C3 - 10 A)
Voltage protection level U_p (line-earth)	$\leq 1.1 \text{ kV}$ (C3 - 100 A)
	$\leq 1.1 \text{ kV}$ (C1 - 1 kV / 500 A)
	$\leq 1.2 \text{ kV}$ (C2 - 10 kV / 5 kA)
Response time t_A (line-line)	$\leq 1 \text{ ns}$
Response time t_A (line-earth)	$\leq 100 \text{ ns}$
Input attenuation aE, sym.	typ. 0.1 dB (30 MHz / 50 Ω)
	typ. 0.1 dB (6 MHz / 150 Ω)
Cut-off frequency f_g (3 dB), sym. in 50 Ω system	typ. 70 MHz

S-PT-EX-24DC-1/2" - Surge protection device



2800035

<https://www.phoenixcontact.com/in/products/2800035>

Cut-off frequency f_g (3 dB), sym. in 150 Ω system	typ. 70 MHz
Capacity (Core-Core)	typ. 20 pF
Capacity (Core-Earth)	typ. 5 pF
Surge protection fault message	none
Impulse durability (line-line)	C3 - 25 A
Impulse durability (line-earth)	C1 - 1 kV / 500 A
	C2 - 10 kV / 5 kA
	C3 - 100 A
	D1 - 1 kA
Alternating current carrying capacity (line-earth)	10 A - 1 s

Environmental and real-life conditions

Ambient conditions

Degree of protection	IP67
Ambient temperature (operation)	-40 °C ... 80 °C (non-Ex)
Altitude	≤ 2000 m (amsl (above mean sea level))

Approvals

Conformity/Approvals

ATEX	<input type="checkbox"/> II 1 G Ex ia IIC T4...T6
	<input type="checkbox"/> II 2 G Ex d IIC T4...T6
	<input type="checkbox"/> II 1 D Ex iaD 20 IP6x T85 °C...135 °C
	<input type="checkbox"/> II 2 D Ex tD A21 IP6x T85 °C...135 °C
IECEX	Ga Ex ia IIC T4...T6
	Ex d IIC T4...T6
	Ex iaD IP6x T85 °C...135 °C
	Ex tD A21 IP6x T85 °C...135 °C

Standards and regulations

Standards/specifications	EN 61643-21
Standards/specifications	EN 60079-0
Standards/specifications	EN 60079-1
Standards/specifications	EN 60079-11
Standards/specifications	EN 60079-31
Standards/specifications	IEC 60079-0
Standards/specifications	IEC 60079-1
Standards/specifications	IEC 60079-11
Standards/specifications	IEC 60079-31

Mounting

Mounting type	1/2" NPT
---------------	----------

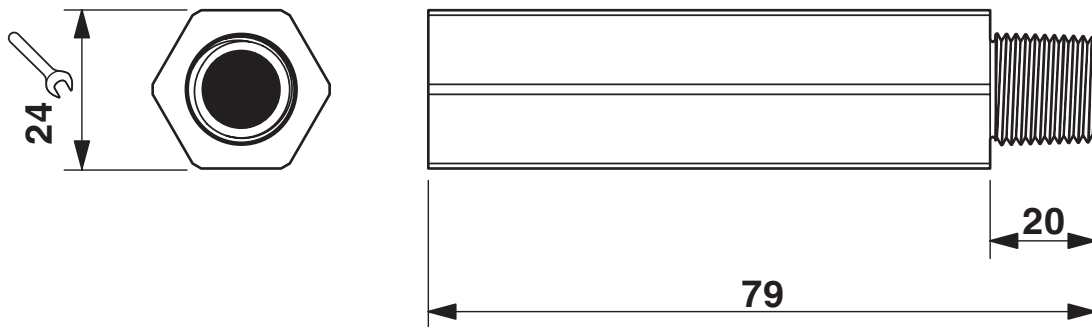
S-PT-EX-24DC-1/2" - Surge protection device

2800035

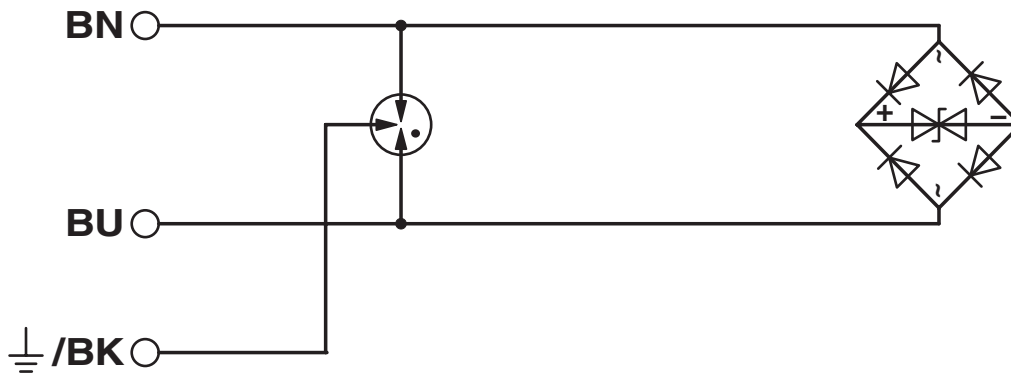
<https://www.phoenixcontact.com/in/products/2800035>

Drawings

Dimensional drawing



Circuit diagram

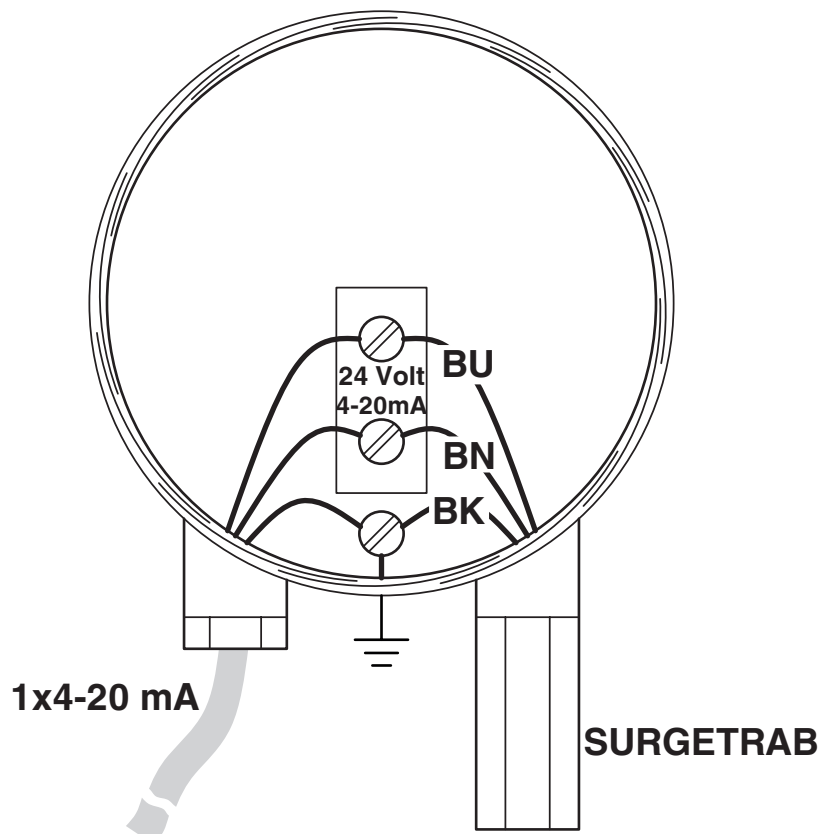


S-PT-EX-24DC-1/2" - Surge protection device

2800035

<https://www.phoenixcontact.com/in/products/2800035>

Application drawing



S-PT-EX-24DC-1/2" - Surge protection device



2800035

<https://www.phoenixcontact.com/in/products/2800035>

Approvals



EAC

Approval ID: RU C-DE.*09.B.00169



ATEX

Approval ID: KEMA 09ATEX0028 X



EAC Ex

Approval ID: RU C-DE.**87.B.00420



IEC Ex

Approval ID: IECEx KEM 09.0014X



CCC

Approval ID: 2020322316000794



NEPSI

Approval ID: GYJ20.1159X



CCC

Approval ID: 2020322316000794

S-PT-EX-24DC-1/2" - Surge protection device



2800035

<https://www.phoenixcontact.com/in/products/2800035>

Classifications

ECLASS

ECLASS-11.0

27130807

ETIM

ETIM 8.0

EC000943

UNSPSC

UNSPSC 21.0

39121600

S-PT-EX-24DC-1/2" - Surge protection device



2800035

<https://www.phoenixcontact.com/in/products/2800035>

Environmental Product Compliance

REACH SVHC	Lead 7439-92-1
China RoHS	Environmentally Friendly Use Period = 50 years
	For information on hazardous substances, refer to the manufacturer's declaration available under "Downloads"

Phoenix Contact 2023 © - all rights reserved

<https://www.phoenixcontact.com>

PHOENIX CONTACT (I) Pvt. Ltd.

A-58/2, Okhla Industrial Area, Phase - II, New Delhi-110 020

+91.1275.71420

info@phoenixcontact.co.in