

# SPT 35/ 3-V-15,00 - PCB terminal block

1845357

<https://www.phoenixcontact.com/in/products/1845357>

Please be informed that the data shown in this PDF document is generated from our Online Catalog. Please find the complete data in the user documentation. Our General Terms of Use for Downloads are valid.



PCB terminal block, nominal current: 125 A, rated voltage (III/2): 1000 V, nominal cross section: 35 mm<sup>2</sup>, number of potentials: 3, number of rows: 1, number of positions per row: 3, product range: SPT 35/...-V, pitch: 15 mm, connection method: Push-in spring connection, mounting: Wave soldering, conductor/PCB connection direction: 90 °, color: green, Pin layout: Linear pinning, Solder pin [P]: 5.9 mm, number of solder pins per potential: 4, type of packaging: packed in cardboard

## Your advantages

- Time saving push-in connection, tools not required
- Defined contact force ensures that contact remains stable over the long term
- Clamping space opened by means of fixed screwdriver enables convenient conductor connection
- Vertical connection enables multi-row arrangement on the PCB

## Commercial Data

Item number	1845357
Packing unit	20 pc
Minimum order quantity	20 pc
Sales Key	AAO
Product Key	AAOBDA
GTIN	4046356989596
Weight per Piece (including packing)	73.18 g
Weight per Piece (excluding packing)	67 g
Customs tariff number	85369010
Country of origin	CN

## Technical Data

### Product properties

Product line	COMBICON Terminals XL
Product type	Printed circuit board terminal
Product family	SPT 35/...-V
Number of positions	3
Pitch	15 mm
Number of connections	3
Number of rows	1
Number of potentials	3
Pin layout	Linear pinning
Solder pins per potential	4

### Electrical properties

Nominal current $I_N$	125 A
Nominal voltage $U_N$	1000 V
Degree of pollution	3
Rated voltage (III/3)	1000 V
Rated surge voltage (III/3)	8 kV
Rated voltage (III/2)	1000 V
Rated surge voltage (III/2)	8 kV
Rated voltage (II/2)	1000 V
Rated surge voltage (II/2)	6 kV

### Connection data

#### Connection technology

Nominal cross section	35 mm <sup>2</sup>
-----------------------	--------------------

#### Conductor connection

Connection method	Push-in spring connection
Conductor cross section rigid	1.5 mm <sup>2</sup> ... 16 mm <sup>2</sup> (Conductor connection with open terminal point)
	4 mm <sup>2</sup> ... 35 mm <sup>2</sup> (Push-in connection)
Single-conductor/terminal point multi-stranded	1.5 mm <sup>2</sup> ... 35 mm <sup>2</sup>
Conductor cross section flexible	1.5 mm <sup>2</sup> ... 35 mm <sup>2</sup>
Conductor cross section flexible, with ferrule without plastic sleeve	1.5 mm <sup>2</sup> ... 35 mm <sup>2</sup>
Conductor cross section, flexible, with ferrule, with plastic sleeve	1.5 mm <sup>2</sup> ... 35 mm <sup>2</sup>
Stripping length	25 mm

### Mounting

Mounting type	Wave soldering
Pin layout	Linear pinning

# SPT 35/ 3-V-15,00 - PCB terminal block



1845357

<https://www.phoenixcontact.com/in/products/1845357>

Connection method	Push-in spring connection
-------------------	---------------------------

## Material specifications

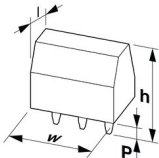
### Material data - contact

Note	WEEE/RoHS-compliant, free of whiskers according to IEC 60068-2-82/JEDEC JESD 201
Contact material	Cu alloy
Surface characteristics	Tin-plated
Metal surface terminal point (top layer)	Tin (10 - 16 µm Sn)
Metal surface soldering area (top layer)	Tin (10 - 16 µm Sn)

### Material data - housing

Color (Housing)	green (6021)
Insulating material	PA
Insulating material group	I
CTI according to IEC 60112	600
Flammability rating according to UL 94	V0
Glow wire flammability index GWFI according to EN 60695-2-12	850
Glow wire ignition temperature GWIT according to EN 60695-2-13	775
Temperature for the ball pressure test according to EN 60695-10-2	125 °C

## Dimensions

Dimensional drawing	
Pitch	15 mm
Width [w]	47.75 mm
Height [h]	44.2 mm
Length [l]	35.2 mm
Installed height	38.3 mm
Solder pin length [P]	5.9 mm
Pin dimensions	1.5 x 1.5 mm

### PCB design

Pin spacing	16 mm
Hole diameter	2.2 mm

## Mechanical tests

### Test for conductor damage and slackening

Specification	IEC 60999-1:1999-11
---------------	---------------------

# SPT 35/ 3-V-15,00 - PCB terminal block



1845357

<https://www.phoenixcontact.com/in/products/1845357>

Result	Test passed
Pull-out test	
Specification	IEC 60999-1:1999-11
Conductor cross section/conductor type/tractive force setpoint/actual value	1.5 mm <sup>2</sup> / solid / flexible / > 40 N
	16 mm <sup>2</sup> / solid / > 100 N
	35 mm <sup>2</sup> / stranded / > 190 N
	35 mm <sup>2</sup> / flexible / > 190 N
	4 mm <sup>2</sup> / solid / > 60 N

## Electrical tests

### Temperature-rise test

Specification	IEC 60947-7-4:2019-01
Requirement temperature-rise test	The sum of ambient temperature and temperature rise of the PCB terminal block shall not exceed the upper limiting temperature.

### Short-time withstand current

Specification	IEC 60947-7-4:2019-01
---------------	-----------------------

### Insulation resistance

Specification	IEC 60512-3-1:2002-02
Insulation resistance, neighboring positions	> 5 MΩ

### Air clearances and creepage distances |

Specification	IEC 60947-7-4:2019-01
Insulating material group	I
Comparative tracking index (IEC 60112)	CTI 600
Rated insulation voltage (III/3)	1000 V
Rated surge voltage (III/3)	8 kV
minimum clearance value - non-homogenous field (III/3)	8 mm
minimum creepage distance (III/3)	12.5 mm
Rated insulation voltage (III/2)	1000 V
Rated surge voltage (III/2)	8 kV
minimum clearance value - non-homogenous field (III/2)	8 mm
minimum creepage distance (III/2)	8 mm
Rated insulation voltage (II/2)	1000 V
Rated surge voltage (II/2)	6 kV
minimum clearance value - non-homogenous field (II/2)	5.5 mm
minimum creepage distance (II/2)	5.5 mm

## Environmental and real-life conditions

### Vibration test

Specification	IEC 60068-2-6:2007-12
Frequency	10 - 150 - 10 Hz
Sweep speed	1 octave/min

# SPT 35/ 3-V-15,00 - PCB terminal block



1845357

<https://www.phoenixcontact.com/in/products/1845357>

Amplitude	0.35 mm (10 Hz ... 60.1 Hz)
Sweep speed	5g (60.1 Hz ... 150 Hz)
Test duration per axis	2.5 h

## Glow-wire test

Specification	IEC 60695-2-10:2013-04
Temperature	850 °C
Time of exposure	5 s

## Aging

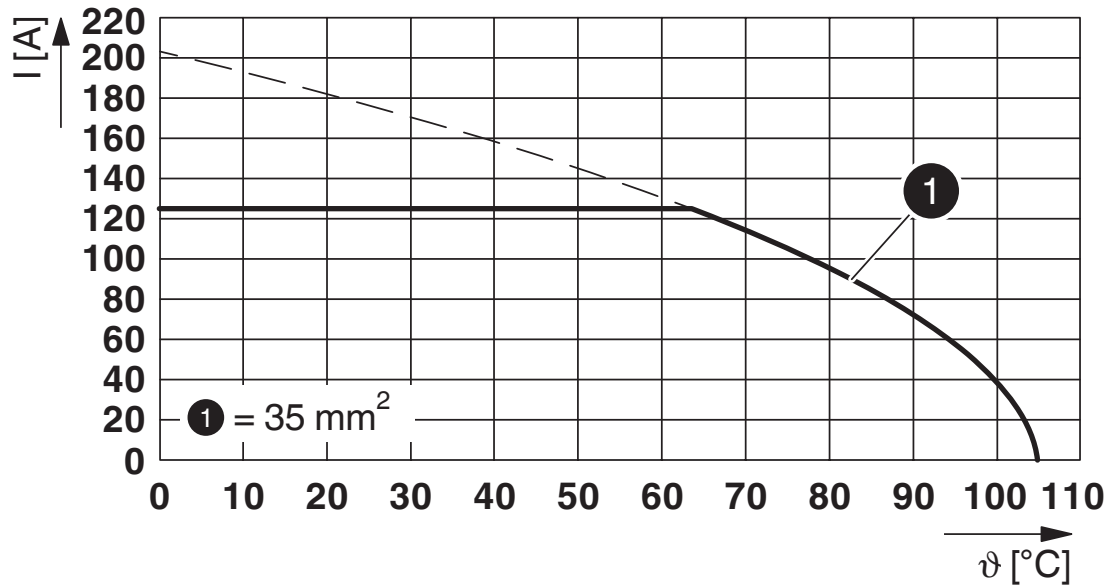
Specification	IEC 60947-7-4:2019-01
---------------	-----------------------

## Ambient conditions

Ambient temperature (operation)	-40 °C ... 105 °C (Depending on the current carrying capacity/derating curve)
Ambient temperature (storage/transport)	-40 °C ... 70 °C
Relative humidity (storage/transport)	30 % ... 70 %
Ambient temperature (assembly)	-5 °C ... 100 °C

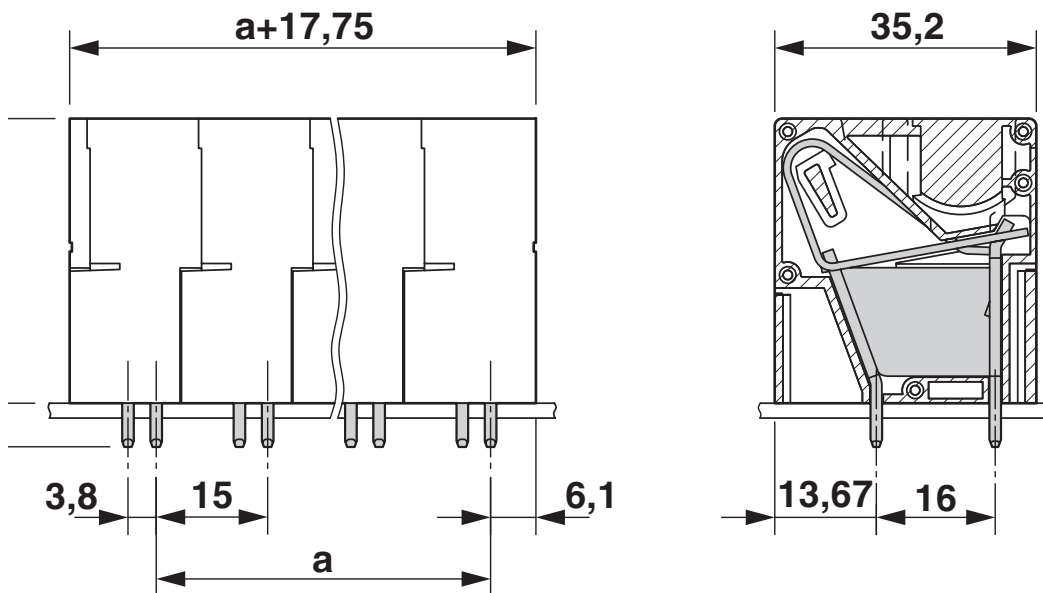
Drawings

Diagram



Type: SPT 35/...-V-15,00

Dimensional drawing




# SPT 35/ 3-V-15,00 - PCB terminal block





1845357


<https://www.phoenixcontact.com/in/products/1845357>

## Approvals

 <b>IECEE CB Scheme</b> Approval ID: DE1-56113				
	Nominal Voltage $U_N$	Nominal Current $I_N$	Cross Section AWG	Cross Section $\text{mm}^2$
	1000 V	125 A	-	- 35

 <b>EAC</b> Approval ID: B.01687				
--	--	--	--	--

 <b>cULus Recognized</b> Approval ID: E60425-20061129				
	Nominal Voltage $U_N$	Nominal Current $I_N$	Cross Section AWG	Cross Section $\text{mm}^2$
Use group B	600 V	101 A	14 - 2	-
Use group C	600 V	101 A	14 - 2	-

 <b>VDE Zeichengenehmigung</b> Approval ID: 40042909				
	Nominal Voltage $U_N$	Nominal Current $I_N$	Cross Section AWG	Cross Section $\text{mm}^2$
	1000 V	125 A	-	4 - 35

# SPT 35/ 3-V-15,00 - PCB terminal block



1845357

<https://www.phoenixcontact.com/in/products/1845357>

## Classifications

### ECLASS

ECLASS-11.0	27460101
ECLASS-12.0	27460101
ECLASS-13.0	27460101

### ETIM

ETIM 8.0	EC002643
----------	----------

### UNSPSC

UNSPSC 21.0	39121400
-------------	----------



# SPT 35/ 3-V-15,00 - PCB terminal block



1845357

<https://www.phoenixcontact.com/in/products/1845357>

## Environmental Product Compliance

China RoHS	Environmentally friendly use period: unlimited = EFUP-e
	No hazardous substances above threshold values

# SPT 35/ 3-V-15,00 - PCB terminal block



1845357

<https://www.phoenixcontact.com/in/products/1845357>

## Accessories

### CRIMPFOX 50R - Crimping pliers

1212041

<https://www.phoenixcontact.com/in/products/1212041>



Crimping pliers, for ferrules without insulating collar according to DIN 46228 Part 1 and ferrules with insulating collar according to DIN 46228 Part 4, 35 mm<sup>2</sup> ... 50 mm<sup>2</sup>, lateral entry, WM crimp

### CRIMPFOX 25R - Crimping pliers

1212039

<https://www.phoenixcontact.com/in/products/1212039>



Crimping pliers, for ferrules without insulating collar according to DIN 46228 Part 1 and ferrules with insulating collar according to DIN 46228 Part 4, 10 mm<sup>2</sup> ... 25 mm<sup>2</sup>, lateral entry, WM crimp

Phoenix Contact 2023 © - all rights reserved

<https://www.phoenixcontact.com>

PHOENIX CONTACT (I) Pvt. Ltd.

A-58/2, Okhla Industrial Area, Phase - II, New Delhi-110 020

+91.1275.71420

[info@phoenixcontact.co.in](mailto:info@phoenixcontact.co.in)