

# MSTB 2,5/21-G-5,08 - PCB header




1759208

<https://www.phoenixcontact.com/in/products/1759208>

Please be informed that the data shown in this PDF document is generated from our Online Catalog. Please find the complete data in the user documentation. Our General Terms of Use for Downloads are valid.

PCB headers, nominal cross section: 2.5 mm<sup>2</sup>, color: green, nominal current: 12 A, rated voltage (III/2): 320 V, contact surface: Tin, type of contact: Pin, number of potentials: 21, number of rows: 1, number of positions: 21, number of connections: 21, product range: MSTB 2,5/..-G, pitch: 5.08 mm, mounting: Wave soldering, pin layout: Linear pinning, solder pin [P]: 3.5 mm, number of solder pins per potential: 1, plug-in system: COMBICON MSTB 2,5, Pin connector pattern alignment: Standard, locking: without, mounting: without, type of packaging: packed in cardboard



## Your advantages

- Maximum flexibility when it comes to device design – one header for connectors with different connection technologies
- Easy PCB replacement thanks to plug-in modules
- Well-known mounting principle allows worldwide use
- Plug-in direction parallel to the PCB
- Items that can be aligned in various pitches support flexible and space-saving PCB assembly

## Commercial Data

Item number	1759208
Packing unit	50 pc
Minimum order quantity	50 pc
Note	Made to Order (non-returnable)
Sales Key	AAC
Product Key	AACSHB
Catalog Page	Page 166 (CC-2005)
GTIN	4017918030674
Weight per Piece (including packing)	8.821 g
Weight per Piece (excluding packing)	7.78 g
Customs tariff number	85366930
Country of origin	IN

# MSTB 2,5/21-G-5,08 - PCB header



1759208

<https://www.phoenixcontact.com/in/products/1759208>

## Technical Data

### Product properties

Type	Standard
Product line	COMBICON Connectors M
Product type	PCB headers
Product family	MSTB 2,5/..-G
Number of positions	21
Pitch	5.08 mm
Number of connections	21
Number of rows	1
Mounting flange	without
Number of potentials	21
Pin layout	Linear pinning
Solder pins per potential	1

### Electrical properties

Nominal current $I_N$	12 A
Nominal voltage $U_N$	320 V
Degree of pollution	3
Contact resistance	1.4 m $\Omega$
Rated voltage (III/3)	250 V
Rated surge voltage (III/3)	4 kV
Rated voltage (III/2)	320 V
Rated surge voltage (III/2)	4 kV
Rated voltage (II/2)	400 V
Rated surge voltage (II/2)	4 kV

### Mounting

Mounting type	Wave soldering
Pin layout	Linear pinning

### Material specifications

#### Material data - contact

Note	WEEE/RoHS-compliant, free of whiskers according to IEC 60068-2-82/JEDEC JESD 201
Contact material	Cu alloy
Surface characteristics	Tin-plated
Metal surface contact area (top layer)	Tin (3 - 5 $\mu\text{m}$ Sn)
Metal surface contact area (middle layer)	Nickel (1.3 - 3 $\mu\text{m}$ Ni)
Metal surface soldering area (top layer)	Tin (3 - 5 $\mu\text{m}$ Sn)
Metal surface soldering area (middle layer)	Nickel (1.3 - 3 $\mu\text{m}$ Ni)

#### Material data - housing

# MSTB 2,5/21-G-5,08 - PCB header

1759208

<https://www.phoenixcontact.com/in/products/1759208>

Color (Housing)	green (6021)
Insulating material	PBT
Insulating material group	IIIa
CTI according to IEC 60112	225
Flammability rating according to UL 94	V0

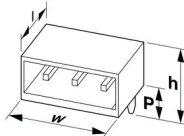
## Material data – actuating element

Color ()	()
----------	----

## Notes

Notes on operation	In accordance with IEC 61984, COMBICON connectors have no switching power (COC). During designated use, they must not be plugged in or disconnected when carrying voltage or under load.
--------------------	--

## Dimensions

Dimensional drawing	
Pitch	5.08 mm
Width [w]	106.68 mm
Height [h]	12.1 mm
Length [l]	12 mm
Installed height	8.6 mm
Solder pin length [P]	3.5 mm

## Mechanical tests

### Test for conductor damage and slackening

Specification	IEC 60999-1:1999-11
Result	Test passed

### Pull-out test

Specification	IEC 60999-1:1999-11
Conductor cross section/conductor type/tractive force setpoint/actual value	0.2 mm <sup>2</sup> / solid / > 10 N
	0.2 mm <sup>2</sup> / flexible / > 10 N
	2.5 mm <sup>2</sup> / solid / > 50 N
	2.5 mm <sup>2</sup> / flexible / > 50 N

### Insertion and withdrawal forces

Result	Test passed
No. of cycles	25
Insertion strength per pos. approx.	8 N
Withdraw strength per pos. approx.	6 N

# MSTB 2,5/21-G-5,08 - PCB header



1759208

<https://www.phoenixcontact.com/in/products/1759208>

## Torque test

Specification	IEC 60999-1:1999-11
---------------	---------------------

## Contact holder in insert

Specification	IEC 60512-15-1:2008-05
Contact holder in insert Requirements >20 N	Test passed

## Resistance of inscriptions

Specification	IEC 60068-2-70:1995-12
Result	Test passed

## Polarization and coding

Specification	IEC 60512-13-5:2006-02
Result	Test passed

## Visual inspection

Specification	IEC 60512-1-1:2002-02
Result	Test passed

## Dimension check

Specification	IEC 60512-1-2:2002-02
Result	Test passed

## Electrical tests

### Thermal test | Test group C

Specification	IEC 60512-5-1:2002-02
Tested number of positions	24

### Insulation resistance

Specification	IEC 60512-3-1:2002-02
Insulation resistance, neighboring positions	> 5 MΩ

### Air clearances and creepage distances |

Specification	IEC 60664-1:2007-04
Insulating material group	IIIa
Comparative tracking index (IEC 60112)	CTI 225
Rated insulation voltage (III/3)	250 V
Rated surge voltage (III/3)	4 kV
minimum clearance value - non-homogenous field (III/3)	3 mm
minimum creepage distance (III/3)	4 mm
Rated insulation voltage (III/2)	320 V
Rated surge voltage (III/2)	4 kV
minimum clearance value - non-homogenous field (III/2)	3 mm
minimum creepage distance (III/2)	3.2 mm
Rated insulation voltage (II/2)	400 V
Rated surge voltage (II/2)	4 kV

# MSTB 2,5/21-G-5,08 - PCB header



1759208

<https://www.phoenixcontact.com/in/products/1759208>

minimum clearance value - non-homogenous field (II/2)	3 mm
minimum creepage distance (II/2)	4 mm

## Environmental and real-life conditions

### Vibration test

Specification	IEC 60068-2-6:2007-12
Frequency	10 - 150 - 10 Hz
Sweep speed	1 octave/min
Amplitude	0.35 mm (10 Hz ... 60.1 Hz)
Sweep speed	5g (60.1 Hz ... 150 Hz)
Test duration per axis	2.5 h

### Durability test

Specification	IEC 60512-9-1:2010-03
Impulse withstand voltage at sea level	4.8 kV
Contact resistance $R_1$	1.4 m $\Omega$
Contact resistance $R_2$	1.4 m $\Omega$
Insertion/withdrawal cycles	25
Insulation resistance, neighboring positions	> 5 M $\Omega$

### Climatic test

Specification	ISO 6988:1985-02
Corrosive stress	0.2 dm <sup>3</sup> SO <sub>2</sub> on 300 dm <sup>3</sup> /40 °C/1 cycle
Thermal stress	100 °C/168 h
Power-frequency withstand voltage	2.21 kV

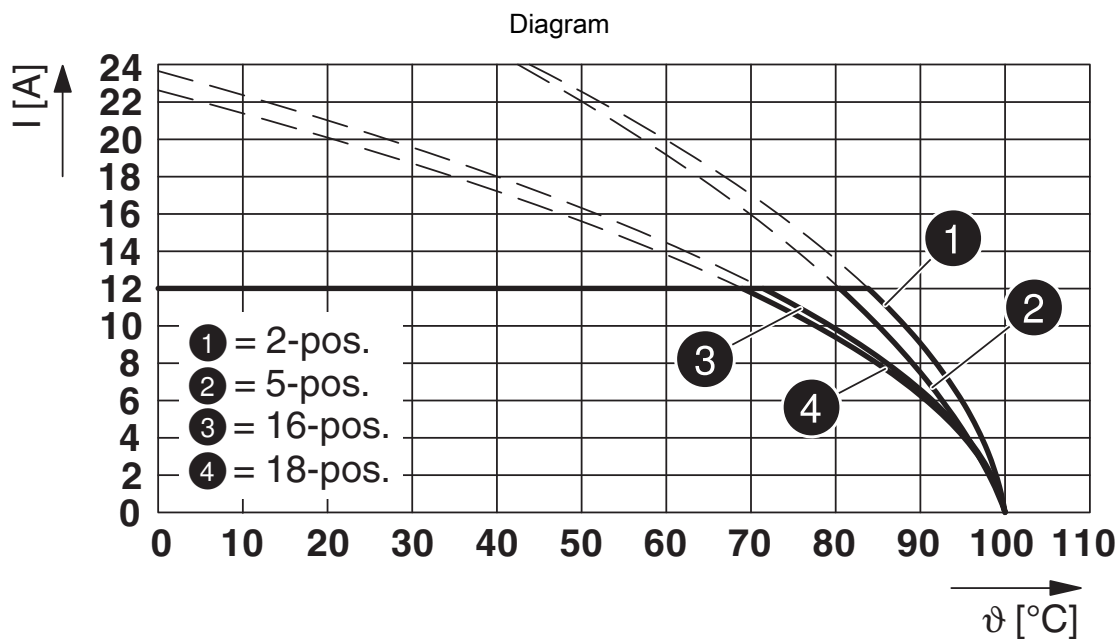
### Ambient conditions

Ambient temperature (operation)	-40 °C ... 100 °C (dependent on the derating curve)
Ambient temperature (storage/transport)	-40 °C ... 70 °C
Relative humidity (storage/transport)	30 % ... 70 %
Ambient temperature (assembly)	-5 °C ... 100 °C

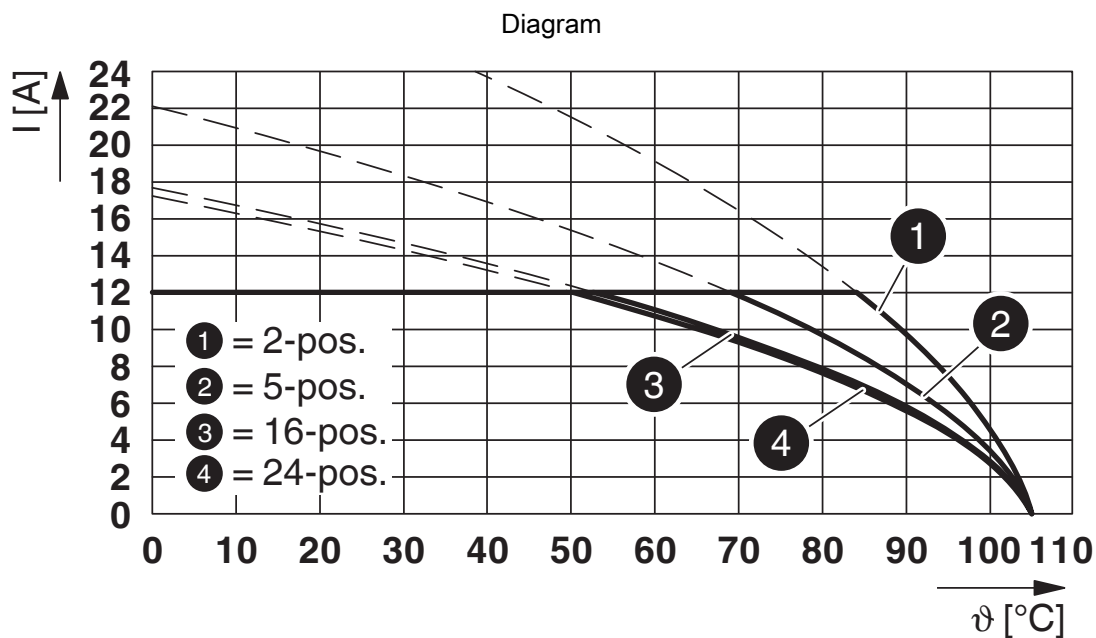
## Packaging specifications

Type of packaging	packed in cardboard
-------------------	---------------------

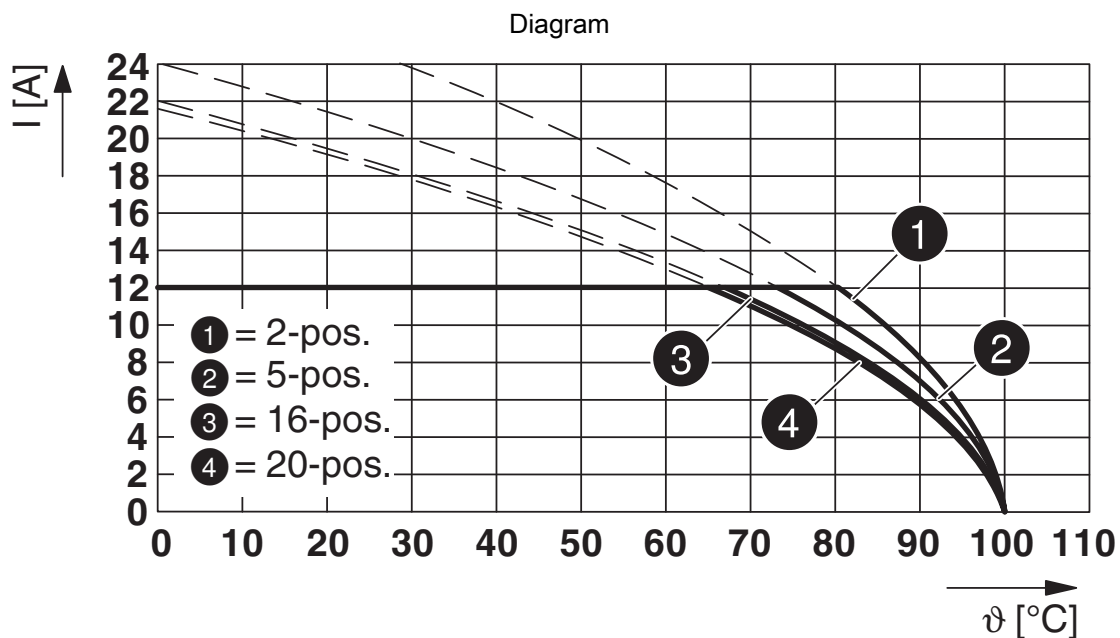
Drawings



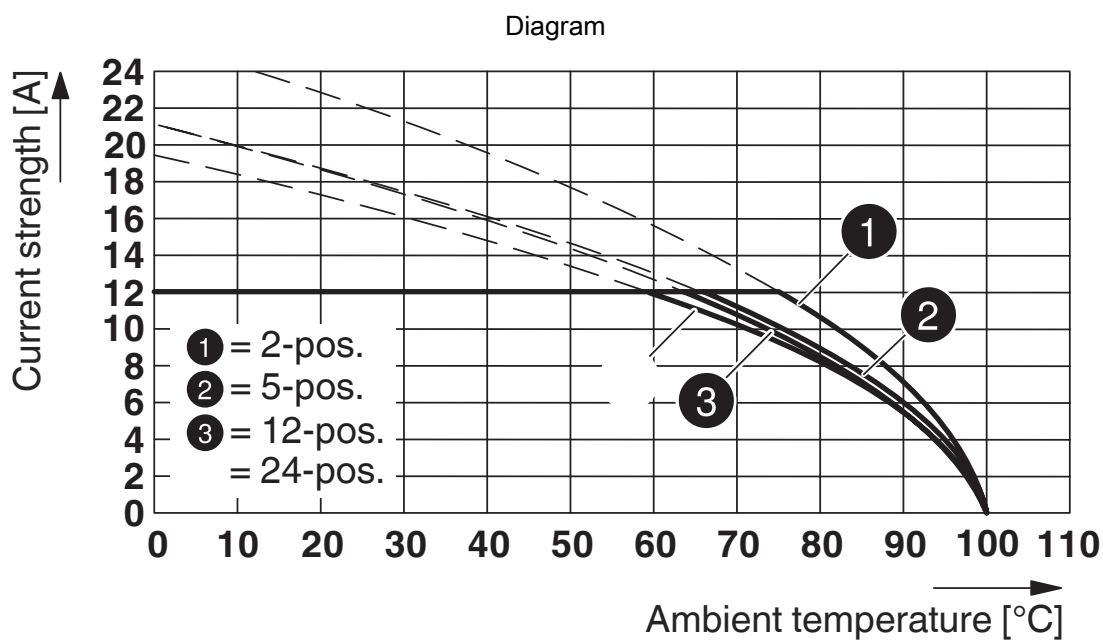
Type: FKCN 2,5/...-ST-5,08 with MSTB 2,5/...-G-5,08



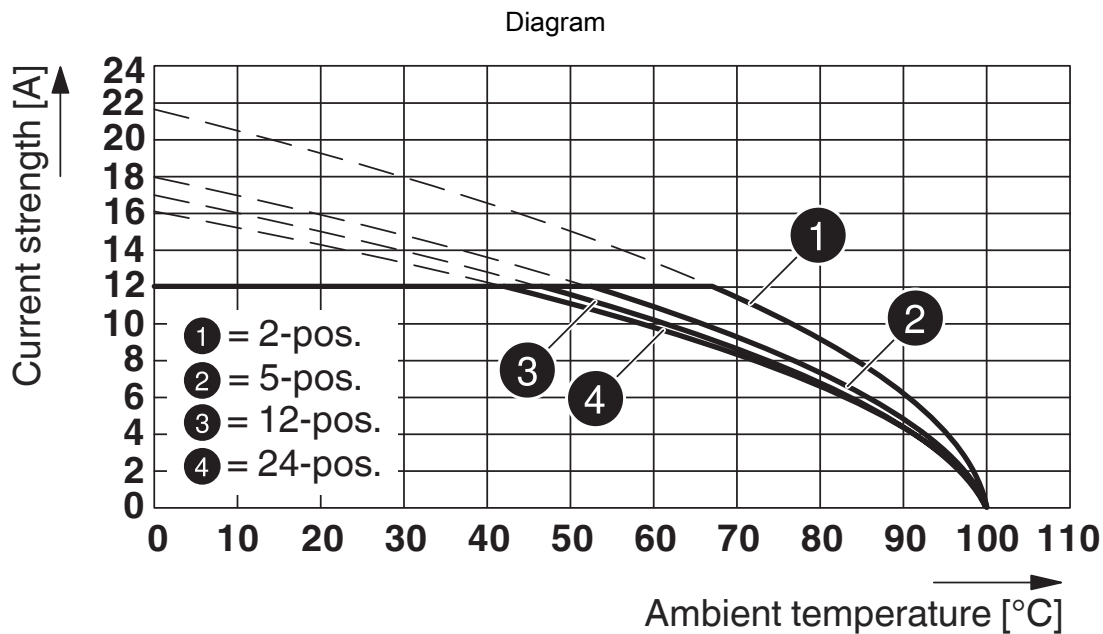
Type: ICV 2,5/...-G-5,08 with MSTB 2,5/...-G-5,08



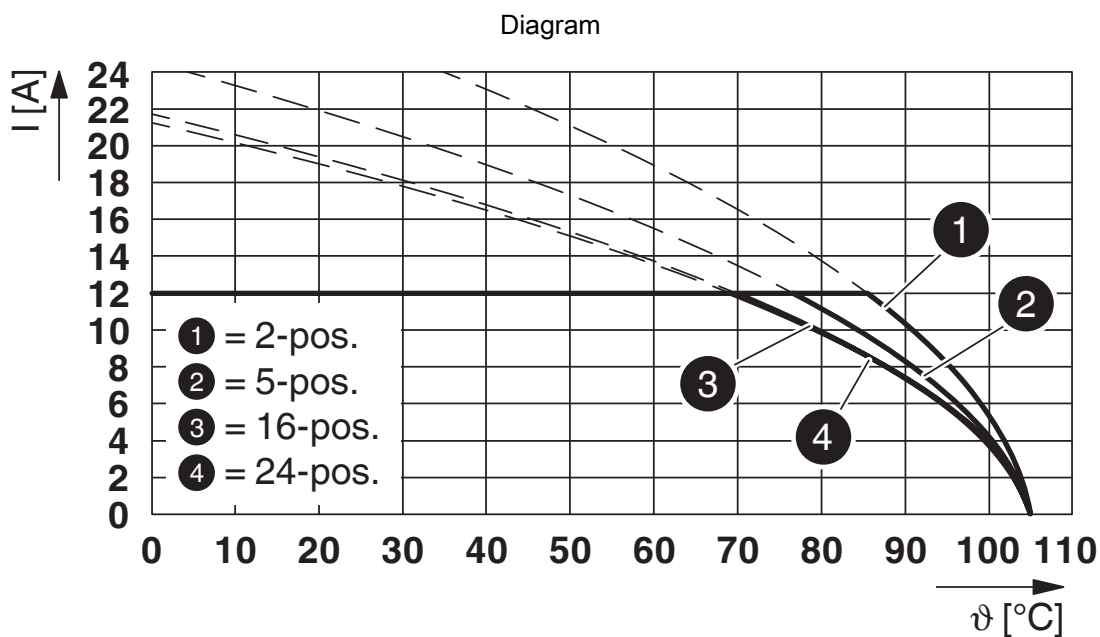
Type: FKCT 2,5/...-ST-5,08 with MSTB 2,5/...-G-5,08



Type: FRONT-MSTB 2,5/...-ST-5,08 with MSTB 2,5/...-G-5,08

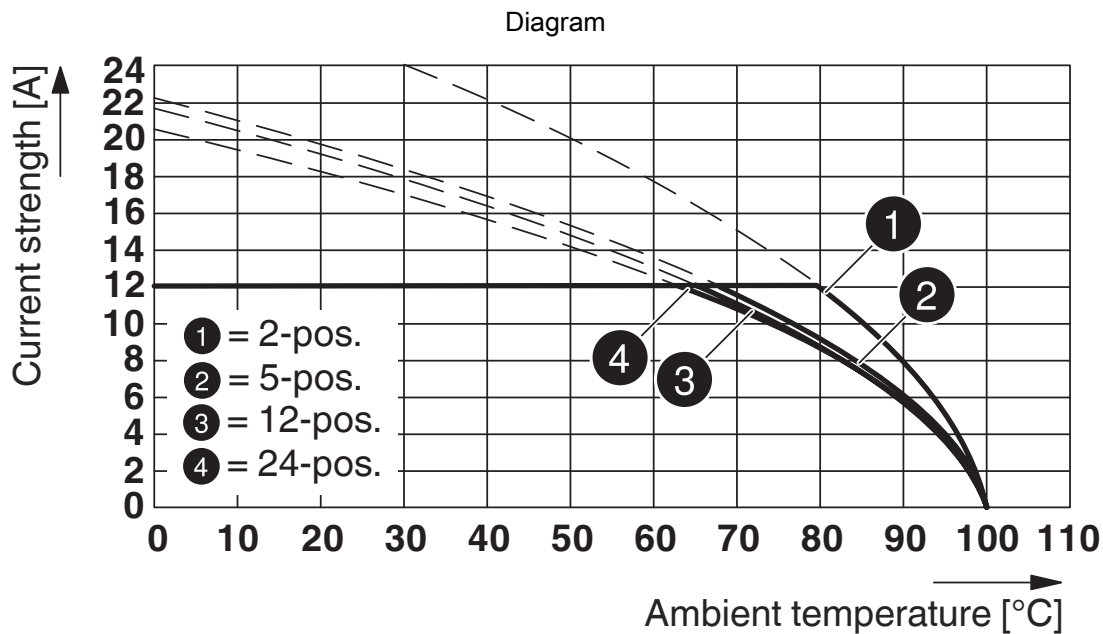


Type: SMSTB 2,5/...-ST-5,08 with MSTB 2,5/...-G-5,08

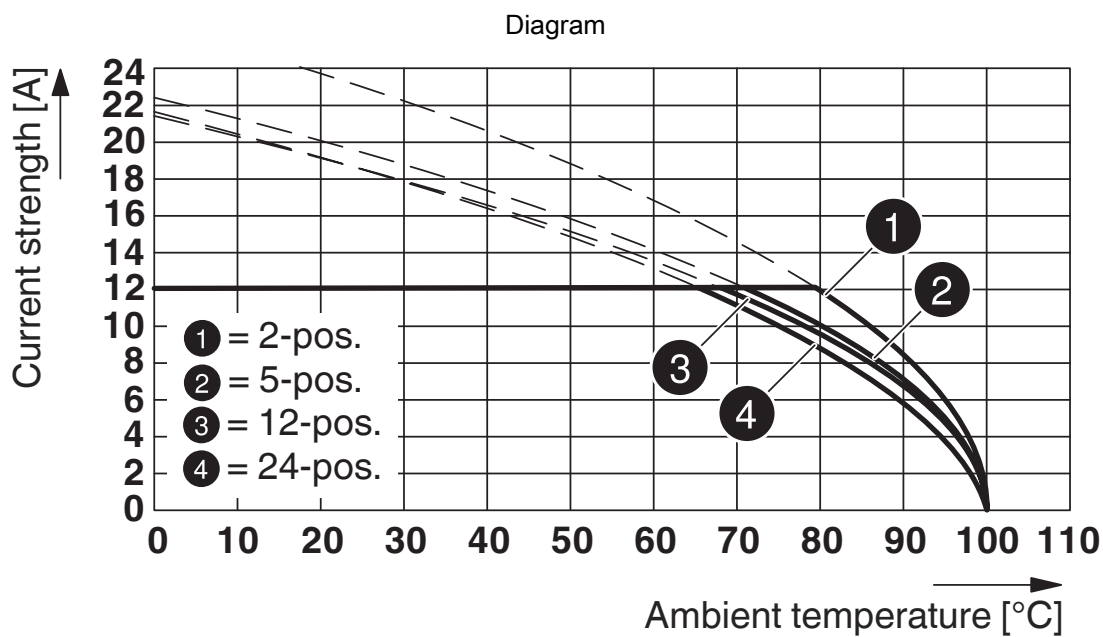


Type: FKCOV 2,5/...-ST-5,08 with MSTB 2,5/...-G-5,08





Type: MSTB 2,5/...-ST-5,08 with MSTB 2,5/...-G-5,08



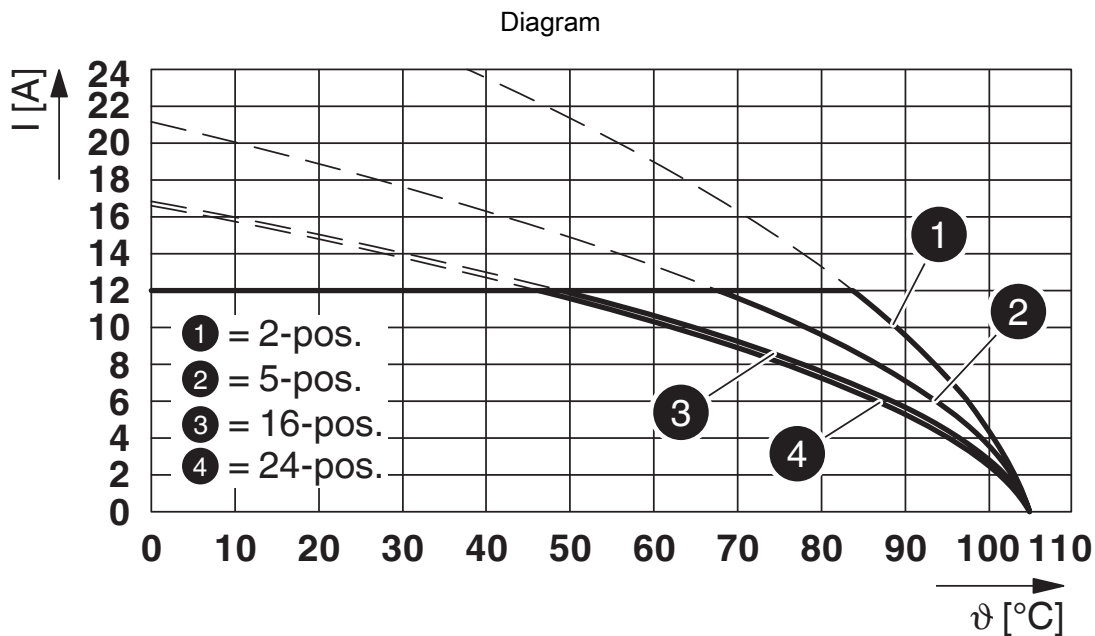
Type: MSTBP 2,5/...-ST-5,08 with MSTB 2,5/...-G-5,08

# MSTB 2,5/21-G-5,08 - PCB header

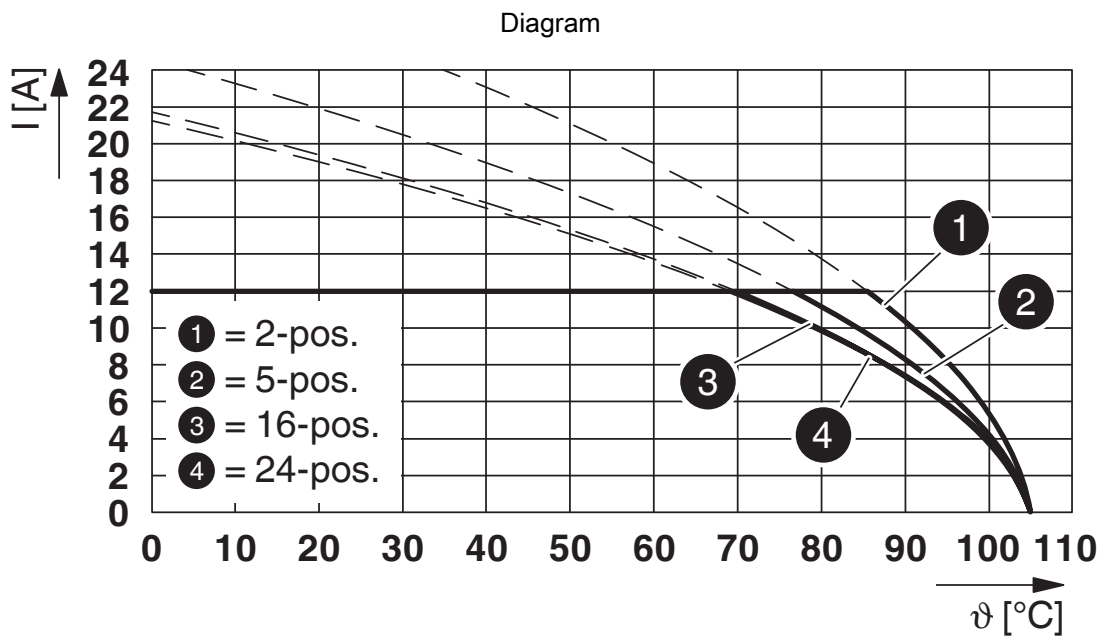


1759208

<https://www.phoenixcontact.com/in/products/1759208>



Type: IC 2,5/...-G-5,08 with MSTB 2,5/...-G-5,08



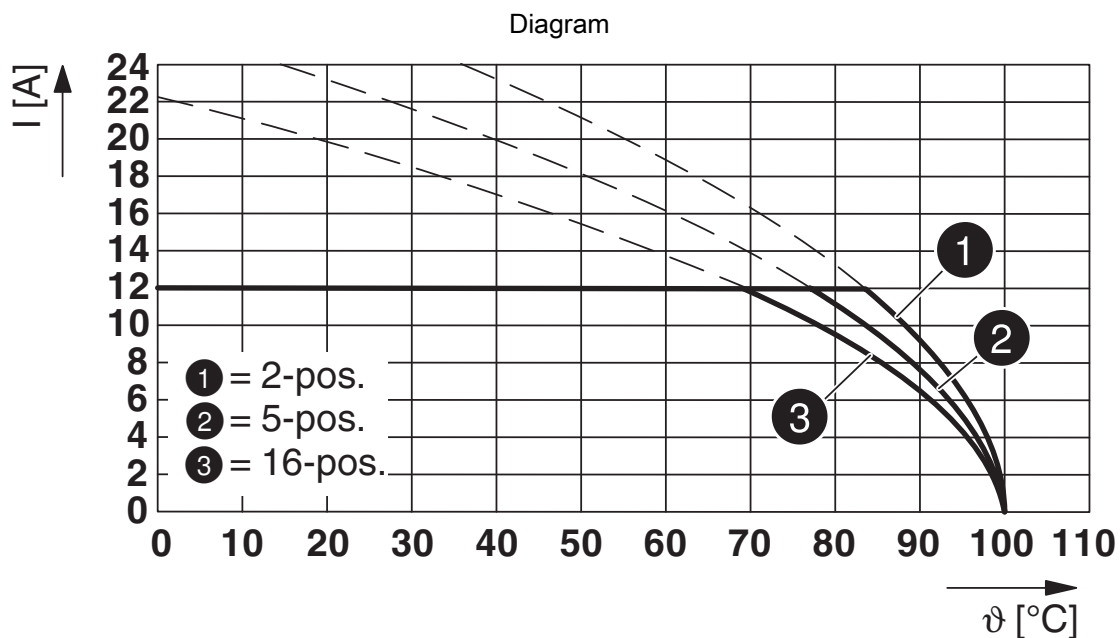
Type: FKCOR 2,5/...-ST-5,08 with MSTB 2,5/...-G-5,08

# MSTB 2,5/21-G-5,08 - PCB header

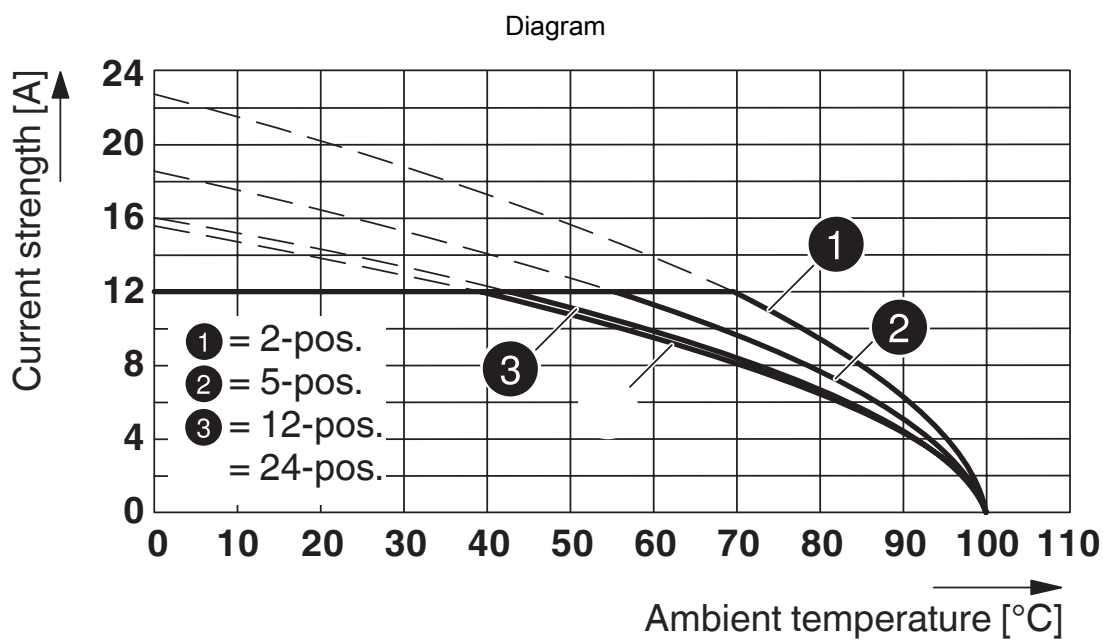


1759208

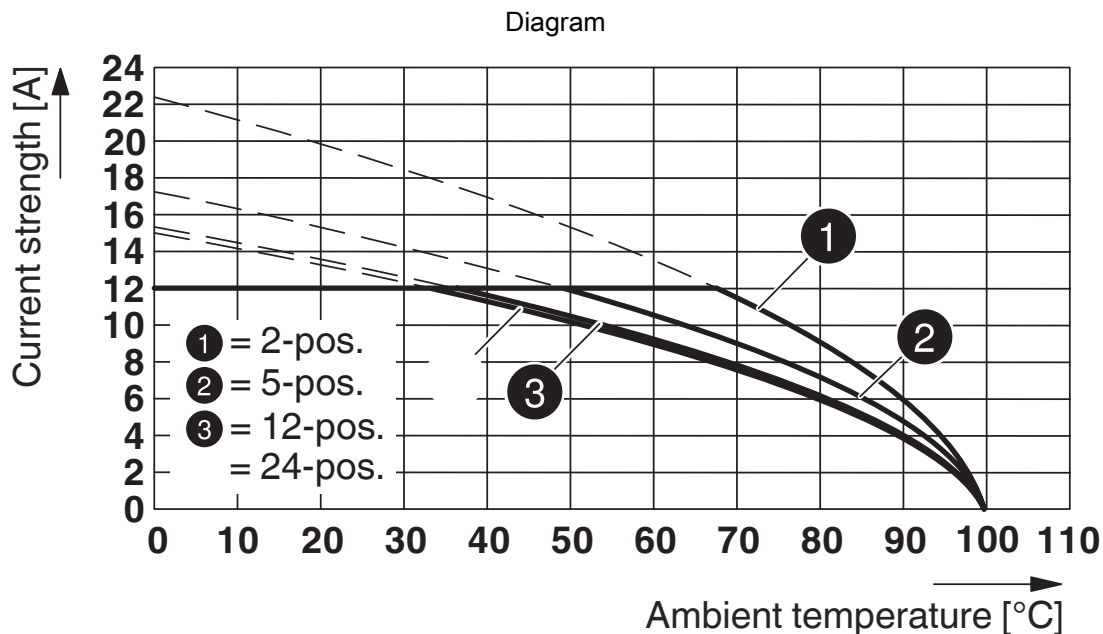
<https://www.phoenixcontact.com/in/products/1759208>



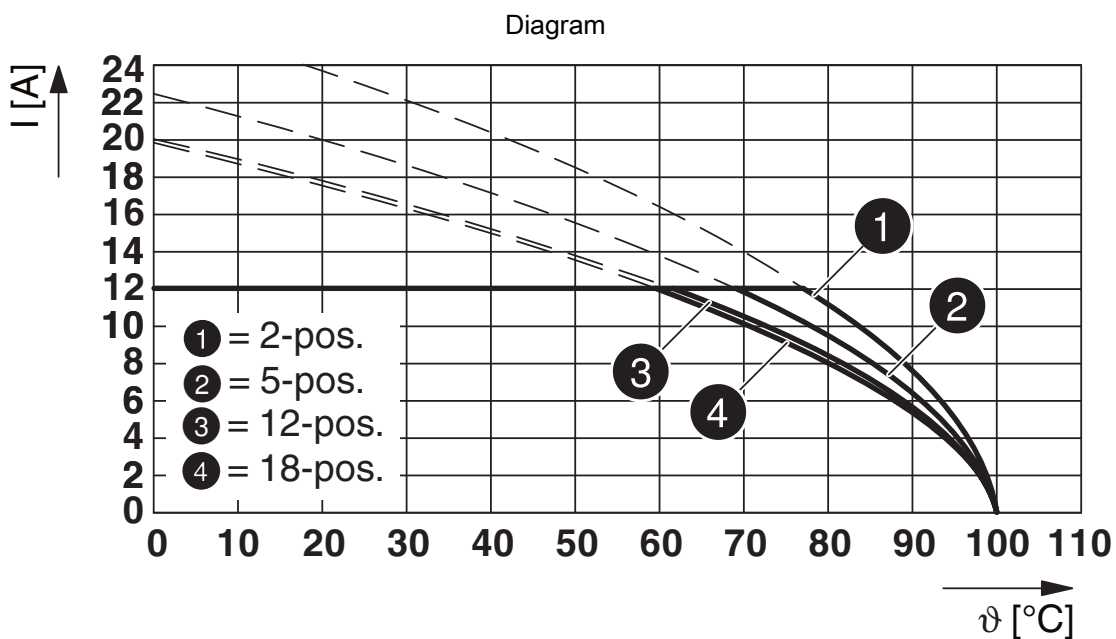
Type: FKCV(W/R) 2,5/...-ST-5,08 with MSTB 2,5/...-G-5,08



Type: MSTBU 2,5/...-STD-5,08 with MSTB 2,5/...-G-5,08



Type: MVSTB(R/W) 2,5/...-ST with MDSTBVA 2,5/...-G-5,08



Type: MSTBT 2,5/...-ST-5,08 with MSTB 2,5/...-G-5,08


# MSTB 2,5/21-G-5,08 - PCB header



1759208


<https://www.phoenixcontact.com/in/products/1759208>

## Approvals

 <b>CSA</b> Approval ID: 13631				
	Nominal Voltage $U_N$	Nominal Current $I_N$	Cross Section AWG	Cross Section $\text{mm}^2$
	300 V	10 A	-	-
	300 V	10 A	-	-

 <b>IECEE CB Scheme</b> Approval ID: DE1-60988-B1B2				
	Nominal Voltage $U_N$	Nominal Current $I_N$	Cross Section AWG	Cross Section $\text{mm}^2$
	250 V	12 A	-	-

 <b>EAC</b> Approval ID: B.01687				
--	--	--	--	--

 <b>cULus Recognized</b> Approval ID: E60425-19931011				
	Nominal Voltage $U_N$	Nominal Current $I_N$	Cross Section AWG	Cross Section $\text{mm}^2$
	300 V	15 A	-	-
	300 V	10 A	-	-

 <b>VDE Zeichengenehmigung</b> Approval ID: 40050648				
	Nominal Voltage $U_N$	Nominal Current $I_N$	Cross Section AWG	Cross Section $\text{mm}^2$
	250 V	12 A	-	-

# MSTB 2,5/21-G-5,08 - PCB header



1759208

<https://www.phoenixcontact.com/in/products/1759208>

## Classifications

### ECLASS

ECLASS-11.0	27460201
ECLASS-12.0	27460201
ECLASS-13.0	27460201

### ETIM

ETIM 8.0	EC002637
----------	----------

### UNSPSC

UNSPSC 21.0	39121400
-------------	----------

# MSTB 2,5/21-G-5,08 - PCB header



1759208

<https://www.phoenixcontact.com/in/products/1759208>

## Environmental Product Compliance

China RoHS	Environmentally friendly use period: unlimited = EFUP-e
	No hazardous substances above threshold values

# MSTB 2,5/21-G-5,08 - PCB header

1759208

<https://www.phoenixcontact.com/in/products/1759208>

## Accessories

### CR-MSTB - Coding section

1734401

<https://www.phoenixcontact.com/in/products/1734401>

Coding section, inserted into the recess in the header or the inverted plug, red insulating material



---

### MSTB-BF - Accessories

1759981

<https://www.phoenixcontact.com/in/products/1759981>

Mounting flange, for fixing both ends of the header onto the PCB, green insulating material, with M 2 x 14 screws and nuts.





# MSTB 2,5/21-G-5,08 - PCB header

1759208

<https://www.phoenixcontact.com/in/products/1759208>



## MSTB-BL - Accessories

1755477

<https://www.phoenixcontact.com/in/products/1755477>




Keying cap, for forming sections, plugs onto header pin, green insulating material

---

## SK 5,08/3,8:FORTL.ZAHLEN - Marker card

0804293

<https://www.phoenixcontact.com/in/products/0804293>



Marker card, white, labeled, horizontal: consecutive numbers 1 ... 10, 11 ... 20, etc. up to 91 ... (99)100, mounting type: adhesive, for terminal block width: 5.08 mm, lettering field size: 5.08 x 3.8 mm

# MSTB 2,5/21-G-5,08 - PCB header

1759208

<https://www.phoenixcontact.com/in/products/1759208>



## SK 5,08/3,8:UNBEDRUCKT - Marker card

0805412

<https://www.phoenixcontact.com/in/products/0805412>

Marker card, white, unlabeled, can be labeled with: Marker pen, mounting type: adhesive, for terminal block width: 5.08 mm, lettering field size: 5.08 x 3.8 mm



---

## MSTB 2,5/21-ST-5,08 - PCB connector

1757200

<https://www.phoenixcontact.com/in/products/1757200>

PCB connector, nominal cross section: 2.5 mm<sup>2</sup>, color: green, nominal current: 12 A, rated voltage (III/2): 320 V, contact surface: Tin, type of contact: Socket, number of potentials: 21, number of rows: 1, number of positions: 21, number of connections: 21, product range: MSTB 2,5/...-ST, pitch: 5.08 mm, connection method: Screw connection with tension sleeve, screw head form: L Slotted, conductor/PCB connection direction: 0 °, locking clip: - Locking clip, plug-in system: COMBICON MSTB 2,5, locking: without, mounting: without, type of packaging: packed in cardboard



# MSTB 2,5/21-G-5,08 - PCB header

1759208

<https://www.phoenixcontact.com/in/products/1759208>



## MSTBP 2,5/21-ST-5,08 - PCB connector

1769201

<https://www.phoenixcontact.com/in/products/1769201>




PCB connector, nominal cross section: 2.5 mm<sup>2</sup>, color: green, nominal current: 12 A, rated voltage (III/2): 320 V, contact surface: Tin, type of contact: Socket, number of potentials: 21, number of rows: 1, number of positions: 21, number of connections: 21, product range: MSTBP 2,5/...-ST, pitch: 5.08 mm, connection method: Screw connection with tension sleeve, screw head form: L Slotted, conductor/PCB connection direction: 0 °, locking clip: - Locking clip, plug-in system: COMBICON MSTB 2,5, locking: without, mounting: without, type of packaging: packed in cardboard

## MVSTBW 2,5/21-ST-5,08 - PCB connector

1792948

<https://www.phoenixcontact.com/in/products/1792948>



PCB connector, nominal cross section: 2.5 mm<sup>2</sup>, color: green, nominal current: 12 A, rated voltage (III/2): 320 V, contact surface: Tin, type of contact: Socket, number of potentials: 21, number of rows: 1, number of positions: 21, number of connections: 21, product range: MVSTBW 2,5/...-ST, pitch: 5.08 mm, connection method: Screw connection with tension sleeve, screw head form: L Slotted, conductor/PCB connection direction: -90 °, locking clip: - Locking clip, plug-in system: COMBICON MSTB 2,5, locking: without, mounting: without, type of packaging: packed in cardboard

# MSTB 2,5/21-G-5,08 - PCB header

1759208

<https://www.phoenixcontact.com/in/products/1759208>

## MSTBC 2,5/21-ST-5,08 - PCB connector

1809006

<https://www.phoenixcontact.com/in/products/1809006>



PCB connector, nominal cross section: 2.5 mm<sup>2</sup>, color: green, nominal current: 12 A, rated voltage (III/2): 320 V, type of contact: Socket, number of potentials: 21, number of rows: 1, number of positions: 21, number of connections: 21, product range: MSTBC 2,5/..-ST, pitch: 5.08 mm, connection method: Crimp connection, conductor/PCB connection direction: 0 °, locking clip: - Locking clip, plug-in system: COMBICON MSTB 2,5, locking: without, mounting: without, type of packaging: packed in cardboard, Corresponding female crimp contacts with current [A] and conductor cross section range [mm<sup>2</sup>] data: 10A/MSTBC-MT 0,5-1,0 (3190564); 10A/MSTBC-MT 0,5-1,0 BA (3190645); 12A/MSTBC-MT 1,5-2,5 (3190551); 12A/MSTBC-MT 1,5-2,5 BA (3190658). BA = Bandkontakte

## MSTBC 2,5/21-STZ-5,08 - PCB connector

1809695

<https://www.phoenixcontact.com/in/products/1809695>



PCB connector, nominal cross section: 2.5 mm<sup>2</sup>, color: green, nominal current: 12 A, rated voltage (III/2): 320 V, type of contact: Socket, number of potentials: 21, number of rows: 1, number of positions: 21, number of connections: 21, product range: MSTBC 2,5/..-STZ, pitch: 5.08 mm, connection method: Crimp connection, conductor/PCB connection direction: 0 °, locking clip: - Locking clip, plug-in system: COMBICON MSTB 2,5, locking: without, mounting: without, type of packaging: packed in cardboard, Corresponding female crimp contacts with current [A] and conductor cross section range [mm<sup>2</sup>] data: 10A/MSTBC-MT 0,5-1,0 (3190564); 10A/MSTBC-MT 0,5-1,0 BA (3190645); 12A/MSTBC-MT 1,5-2,5 (3190551); 12A/MSTBC-MT 1,5-2,5 BA (3190658). BA = Bandkontakte

# MSTB 2,5/21-G-5,08 - PCB header




1759208

<https://www.phoenixcontact.com/in/products/1759208>

## MSTBU 2,5/21-STD-5,08 - Printed-circuit board connector

1824311

<https://www.phoenixcontact.com/in/products/1824311>



Direct plug-in block, nominal cross section: 2.5 mm<sup>2</sup>, color: green, nominal current: 12 A, rated voltage (III/2): 320 V, contact surface: Tin, type of contact: Socket, number of potentials: 21, number of rows: 1, number of positions: 21, number of connections: 21, product range: MSTBU 2,5/..-STD, pitch: 5.08 mm, connection method: Screw connection with tension sleeve, screw head form: L Slotted, mounting: Direct mounting, conductor/PCB connection direction: 0 °, plug-in system: COMBICON MSTB 2,5, locking: without, mounting: without, type of packaging: packed in cardboard

---

Phoenix Contact 2023 © - all rights reserved

<https://www.phoenixcontact.com>

PHOENIX CONTACT (I) Pvt. Ltd.

A-58/2, Okhla Industrial Area, Phase - II, New Delhi-110 020

+91.1275.71420

[info@phoenixcontact.co.in](mailto:info@phoenixcontact.co.in)