

FRONT 2,5-H/SA 5 - PCB terminal block



1700008

<https://www.phoenixcontact.com/pc/products/1700008>

Please be informed that the data shown in this PDF document is generated from our Online Catalog. Please find the complete data in the user documentation. Our General Terms of Use for Downloads are valid.



PCB terminal block, nominal current: 24 A, rated voltage (III/2): 400 V, nominal cross section: 2.5 mm², number of potentials: 1, number of rows: 1, number of positions per row: 1, product range: FRONT 2,5-H/SA 5, pitch: 5 mm, connection method: Front screw connection, mounting: Wave soldering, conductor/PCB connection direction: 0 °, color: green, Pin layout: Linear pinning, Solder pin [P]: 3.5 mm, number of solder pins per potential: 2, type of packaging: packed in cardboard. The article can be aligned to create different nos. of positions!

Your advantages

- Well-known connection principle allows worldwide use
- Low temperature rise, thanks to maximum contact force
- Allows connection of two conductors
- Operation and conductor connection from one direction enable integration into front of device
- Two solder pins reduce the mechanical strain on the soldering spots
- The latching on the side enables various numbers of positions to be combined

Commercial Data

Item number	1700008
Packing unit	50 pc
Minimum order quantity	50 pc
Product Key	AAMFDD
Catalog Page	Page 738 (C-1-2013)
GTIN	4017918022693
Weight per Piece (including packing)	3.473 g
Weight per Piece (excluding packing)	3.317 g
Customs tariff number	85369010
Country of origin	DE

FRONT 2,5-H/SA 5 - PCB terminal block



1700008

<https://www.phoenixcontact.com/pc/products/1700008>

Technical Data

Product properties

Type	PC terminal block can be aligned
Product line	COMBICON Terminals M
Product type	Printed circuit board terminal
Product family	FRONT 2,5-H/SA 5
Number of positions	1
Pitch	5 mm
Number of connections	1
Number of rows	1
Number of potentials	1
Pin layout	Linear pinning
Solder pins per potential	2

Electrical properties

Nominal current I_N	24 A
Nominal voltage U_N	400 V
Degree of pollution	3
Rated voltage (III/3)	250 V
Rated surge voltage (III/3)	4 kV
Rated voltage (III/2)	400 V
Rated surge voltage (III/2)	4 kV
Rated voltage (II/2)	630 V
Rated surge voltage (II/2)	4 kV

Connection data

Connection technology

Type	PC terminal block can be aligned
Nominal cross section	2.5 mm ²

Conductor connection

Connection method	Front screw connection
Conductor cross section rigid	0.2 mm ² ... 2.5 mm ²
Conductor cross section flexible	0.2 mm ² ... 2.5 mm ²
Conductor cross section AWG	24 ... 14
Conductor cross section flexible, with ferrule without plastic sleeve	0.25 mm ² ... 1.5 mm ²
Conductor cross section, flexible, with ferrule, with plastic sleeve	0.25 mm ² ... 1.5 mm ²
2 conductors with same cross section, solid	0.2 mm ² ... 0.75 mm ²
2 conductors with same cross section, flexible	0.2 mm ² ... 0.75 mm ²
2 conductors with same cross section, flexible, with ferrule without plastic sleeve	0.25 mm ² ... 0.34 mm ²
Stripping length	9 mm

FRONT 2,5-H/SA 5 - PCB terminal block

1700008

<https://www.phoenixcontact.com/pc/products/1700008>

Tightening torque	0.4 Nm ... 0.5 Nm
-------------------	-------------------

Mounting

Mounting type	Wave soldering
Pin layout	Linear pinning
Drive form screw head	Slotted
Drive form screw head	Slotted

Material specifications

Material data - contact

Note	WEEE/RoHS-compliant, free of whiskers according to IEC 60068-2-82/JEDEC JESD 201
Contact material	Cu alloy
Surface characteristics	Tin-plated
Metal surface terminal point (top layer)	Tin (5 - 7 μm Sn)
Metal surface soldering area (top layer)	Tin (5 - 7 μm Sn)

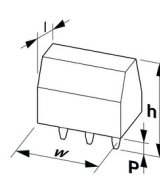
Material data - housing

Color (Housing)	green (6021)
Insulating material	PA
Insulating material group	I
CTI according to IEC 60112	600
Flammability rating according to UL 94	V0
Glow wire flammability index GWFI according to EN 60695-2-12	850
Glow wire ignition temperature GWIT according to EN 60695-2-13	775
Temperature for the ball pressure test according to EN 60695-10-2	125 °C

Material data – actuating element

Color ()	()
-----------	-----

Dimensions

Dimensional drawing	
Pitch	5 mm
Width [w]	7.5 mm
Height [h]	22 mm
Length [l]	19.5 mm
Installed height	18.5 mm
Solder pin length [P]	3.5 mm

FRONT 2,5-H/SA 5 - PCB terminal block



1700008

<https://www.phoenixcontact.com/pc/products/1700008>

PCB design

Pin spacing	5 mm
-------------	------

Mechanical tests

Test for conductor damage and slackening

Specification	IEC 60999-1:1999-11
Result	Test passed

Pull-out test

Specification	IEC 60999-1:1999-11
Conductor cross section/conductor type/tractive force setpoint/actual value	0.2 mm ² / solid / > 10 N
	0.2 mm ² / flexible / > 10 N
	2.5 mm ² / flexible / > 50 N
	2.5 mm ² / solid / > 50 N

Electrical tests

Temperature-rise test

Specification	IEC 60947-7-4:2013-08
Requirement temperature-rise test	The sum of ambient temperature and temperature rise of the PCB terminal block shall not exceed the upper limiting temperature.

Short-time withstand current

Specification	IEC 60947-7-4:2013-08
---------------	-----------------------

Insulation resistance

Specification	IEC 60512-3-1:2002-02
Insulation resistance, neighboring positions	> 5 MΩ

Air clearances and creepage distances |

Specification	IEC 60947-1:2007-06 + A1:2010-12 + A2:2014-09
Insulating material group	I
Comparative tracking index (IEC 60112)	CTI 600
Rated insulation voltage (III/3)	250 V
Rated surge voltage (III/3)	4 kV
minimum clearance value - non-homogenous field (III/3)	3 mm
minimum creepage distance (III/3)	3.2 mm
Rated insulation voltage (III/2)	400 V
Rated surge voltage (III/2)	4 kV
minimum clearance value - non-homogenous field (III/2)	3 mm
minimum creepage distance (III/2)	3 mm
Rated insulation voltage (II/2)	630 V
Rated surge voltage (II/2)	4 kV
minimum clearance value - non-homogenous field (II/2)	3 mm
minimum creepage distance (II/2)	3.2 mm

FRONT 2,5-H/SA 5 - PCB terminal block



1700008

<https://www.phoenixcontact.com/pc/products/1700008>

Environmental and real-life conditions

Vibration test

Specification	IEC 60068-2-6:2007-12
Frequency	10 - 150 - 10 Hz
Sweep speed	1 octave/min
Amplitude	0.35 mm (10 Hz ... 60.1 Hz)
Sweep speed	5g (60.1 Hz ... 150 Hz)
Test duration per axis	2.5 h

Glow-wire test

Specification	IEC 60695-2-10:2013-04
Temperature	850 °C
Time of exposure	5 s

Aging

Specification	IEC 60947-7-4:2013-08
---------------	-----------------------

Ambient conditions

Ambient temperature (operation)	-40 °C ... 100 °C (Depending on the current carrying capacity/derating curve)
Ambient temperature (storage/transport)	-40 °C ... 70 °C
Relative humidity (storage/transport)	30 % ... 70 %
Ambient temperature (assembly)	-5 °C ... 100 °C

Packaging specifications

Type of packaging	packed in cardboard
-------------------	---------------------

FRONT 2,5-H/SA 5 - PCB terminal block

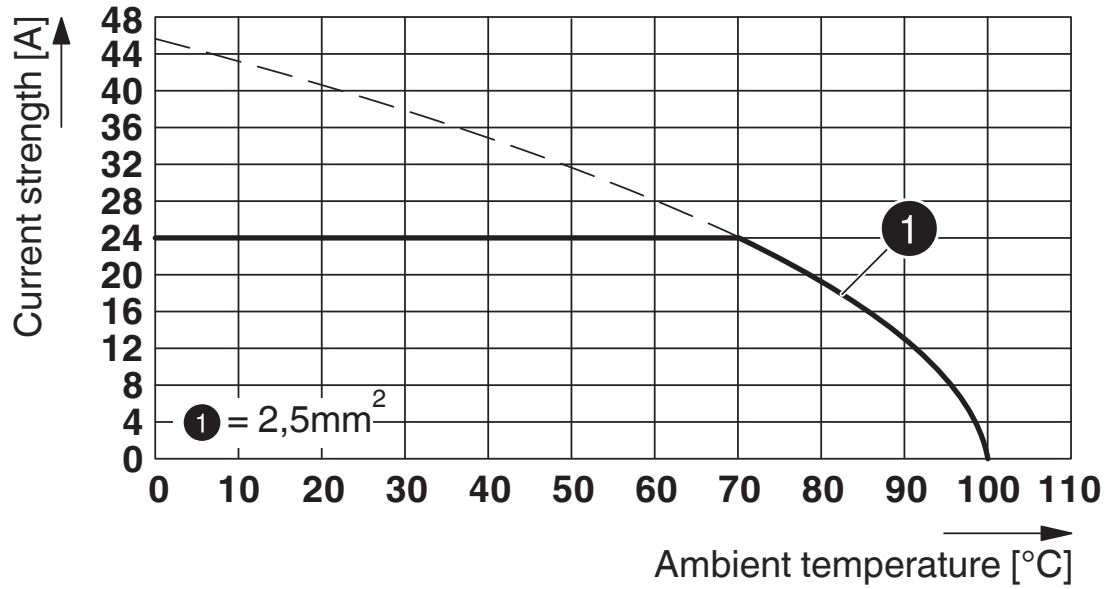


1700008

<https://www.phoenixcontact.com/pc/products/1700008>

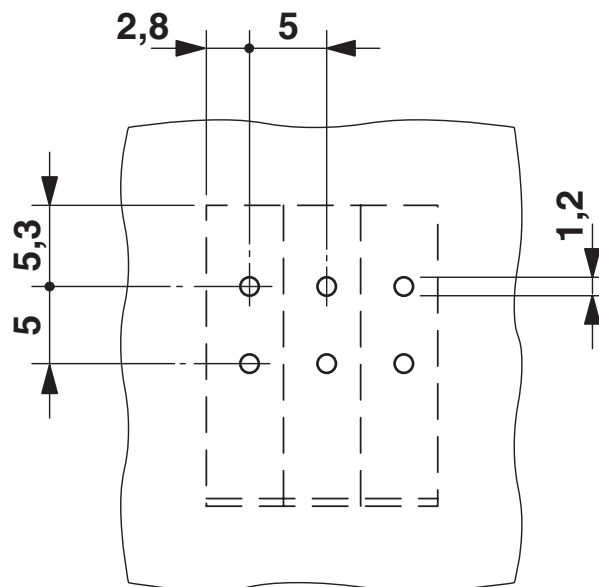
Drawings

Diagram



Type: FRONT 2,5-H/SA 5/...

Drilling plan/solder pad geometry



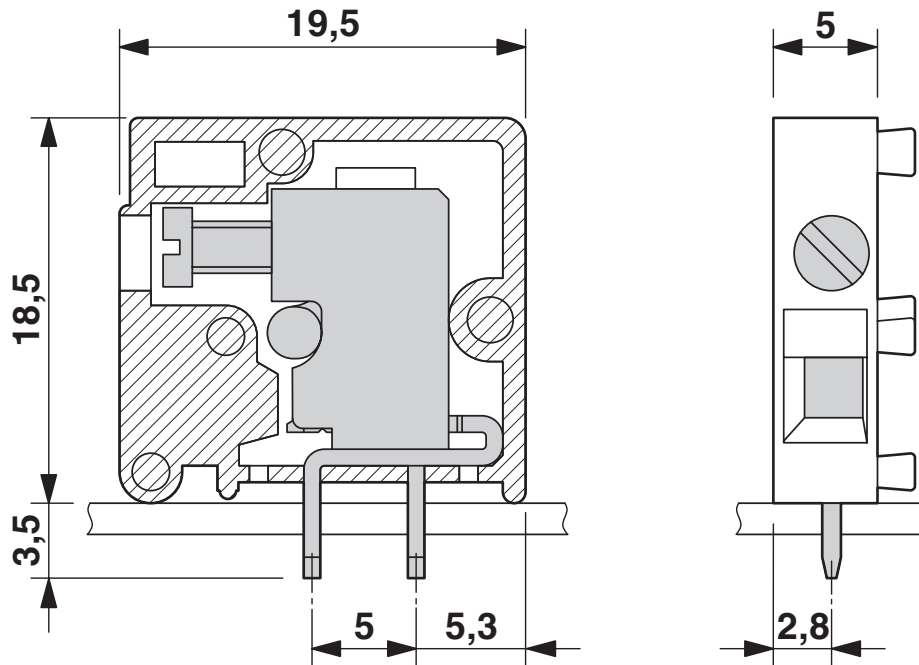
FRONT 2,5-H/SA 5 - PCB terminal block

1700008

<https://www.phoenixcontact.com/pc/products/1700008>



Dimensional drawing




FRONT 2,5-H/SA 5 - PCB terminal block





1700008

<https://www.phoenixcontact.com/pc/products/1700008>

Approvals

 CSA Approval ID: 13631				
	Nominal Voltage U_N	Nominal Current I_N	Cross Section AWG	Cross Section mm^2
	300 V	10 A	24 - 12	-
	300 V	10 A	24 - 12	-

 EAC Approval ID: B.01687				
--	--	--	--	--

 cULus Recognized Approval ID: E60425-19860303				
	Nominal Voltage U_N	Nominal Current I_N	Cross Section AWG	Cross Section mm^2
	300 V	20 A	30 - 12	-
	300 V	10 A	30 - 12	-

 DNV GL Approval ID: TAE0001EV				
---	--	--	--	--

FRONT 2,5-H/SA 5 - PCB terminal block



1700008

<https://www.phoenixcontact.com/pc/products/1700008>

Classifications

ECLASS

ECLASS-11.0	27460101
ECLASS-12.0	27460101
ECLASS-13.0	27460101

ETIM

ETIM 8.0	EC002643
----------	----------

UNSPSC

UNSPSC 21.0	39121400
-------------	----------

FRONT 2,5-H/SA 5 - PCB terminal block



1700008

<https://www.phoenixcontact.com/pc/products/1700008>

Environmental Product Compliance

China RoHS	Environmentally friendly use period: unlimited = EFUP-e
	No hazardous substances above threshold values

FRONT 2,5-H/SA 5 - PCB terminal block

1700008

<https://www.phoenixcontact.com/pc/products/1700008>

Accessories

D-FRONT 2,5-H-O.Z. - End cover

1700024

<https://www.phoenixcontact.com/pc/products/1700024>



Cover required at the end of a row of terminal blocks

RZ 2,5-FRONT 2,5 H - Pitch spacer

1700079

<https://www.phoenixcontact.com/pc/products/1700079>



Pitch spacer, raises the pitch by 2.5 mm, interlocks with terminal block of the same shape, color: green

FRONT 2,5-H/SA 5 - PCB terminal block

1700008

<https://www.phoenixcontact.com/pc/products/1700008>

SZS 0,6X3,5 - Screwdriver

1205053

<https://www.phoenixcontact.com/pc/products/1205053>



Actuation tool, for ST terminal blocks, insulated, also suitable for use as a bladed screwdriver, size: 0.6 x 3.5 x 100 mm, 2-component grip, with non-slip grip

SK 5/3,8:FORTL.ZAHLEN - Marker card

0804183

<https://www.phoenixcontact.com/pc/products/0804183>



Marker card, white, labeled, horizontal: consecutive numbers 1 ... 10, 11 ... 20, etc. up to 91 ... (99)100, mounting type: adhesive, for terminal block width: 5 mm, lettering field size: 5 x 3.8 mm

FRONT 2,5-H/SA 5 - PCB terminal block



1700008

<https://www.phoenixcontact.com/pc/products/1700008>

SK U/3,8 WH:UNBEDRUCKT - Marker card

0803906

<https://www.phoenixcontact.com/pc/products/0803906>



Marker card, Sheet, white, unlabeled, can be labeled with: PLOTMARK, CMS-P1-PLOTTER, Office printing systems, mounting type: adhesive, for terminal block width: 210 mm, lettering field size: 186 x 3.8 mm, Number of individual labels: 1440

SK 5/3,8:UNBEDRUCKT - Marker card

0805409

<https://www.phoenixcontact.com/pc/products/0805409>



Marker card, white, unlabeled, can be labeled with: Marker pen, mounting type: adhesive, for terminal block width: 5 mm, lettering field size: 5 x 3.8 mm

FRONT 2,5-H/SA 5 - PCB terminal block

1700008

<https://www.phoenixcontact.com/pc/products/1700008>

D-FRONT 2,5-H-O.Z. - End cover

1700024

<https://www.phoenixcontact.com/pc/products/1700024>

Cover required at the end of a row of terminal blocks



Phoenix Contact 2023 © - all rights reserved

<https://www.phoenixcontact.com>

PHOENIX CONTACT GmbH & Co. KG

Flachsmarktstraße 8

D-32825 Blomberg

+49 (0) 5235-3 00

info@phoenixcontact.com