

STEP3-PS/1AC/12DC/1.3/PT - Power supply unit



1170952

<https://www.phoenixcontact.com/in/products/1170952>

Please be informed that the data shown in this PDF document is generated from our Online Catalog. Please find the complete data in the user documentation. Our General Terms of Use for Downloads are valid.



Primary-switched power supply unit, STEP POWER, Push-in connection, DIN rail or direct mounting, input: 1-phase, output: 12 V DC / 1.3 A

Product Description

STEP POWER power supplies for distribution boards. The STEP POWER power supplies with Push-in connection technology are the professional solution for intelligent building automation. The compact devices are economical, space-saving, and flexible in application.

Your advantages

- Energy savings with the highest level of efficiency in no-load and part-load operation (Efficiency Level VI)
- Space savings in the control cabinet due to the narrow design combined with increased performance (up to 100%)
- Approval for household purposes (EN 60335) allows use in domestic applications
- Quick and easy startup with tool-free Push-in connection technology at a 45° angle with double terminal points
- Flexible mounting: Snap onto a DIN rail or screw onto a level surface

Commercial Data

Item number	1170952
Packing unit	1 pc
Minimum order quantity	1 pc
Sales Key	CMP
Product Key	CMPH12
GTIN	4063151195519
Weight per Piece (including packing)	91.5 g
Weight per Piece (excluding packing)	91.5 g
Customs tariff number	85044083
Country of origin	VN

Technical Data

Input data

AC operation

Supply system configuration	Star network (TN, TT, IT (PE))
Input voltage range	100 V AC ... 240 V AC -15 % ... +10 %
Typical national grid voltage	120 V AC 230 V AC
Voltage type of supply voltage	AC/DC
Inrush current	typ. 27 A (25 °C)
Inrush current integral (I^2t)	typ. 0.12 A ² s
Frequency range (f_N)	50 Hz ... 60 Hz \pm 10 %
Mains buffering time	typ. 20 ms (120 V AC) typ. 85 ms (230 V AC)
Current consumption	0.3 A (100 V AC) 0.17 A (240 V AC)
Switch-on time	typ. 2 s
Device mains fuse	1.25 A internal (device protection), slow-blow
Recommended breaker for input protection	6 A ... 16 A (Characteristics B, C, D, K)
Discharge current to PE	< 0.25 mA

DC operation

Input voltage range	110 V DC ... 250 V DC -20 % ... +10 %
Current consumption	0.17 A (110 V DC) 0.08 A (250 V DC)

Output data

Efficiency	> 85.5 % (120 V AC) > 86 % (230 V AC)
Efficiency Level	VI
Nominal output voltage	12 V DC
Nominal output current (I_N)	1.3 A
Short-circuit-proof	yes
No-load proof	yes
Derating	> 50 °C ... 70 °C (2 % / K)
Crest factor	typ. 3.43 typ. 4.5
Output power (P_N)	15 W
Connection in parallel	yes, for increasing power and redundancy with diode
Connection in series	yes, for increased output voltage
Feedback voltage resistance	\leq 25 V DC
Protection against overvoltage at the output (OVP)	< 25 V DC
Residual ripple	typ. 150 mV _{PP}

STEP3-PS/1AC/12DC/1.3/PT - Power supply unit



1170952

<https://www.phoenixcontact.com/in/products/1170952>

Control deviation	< 1 % (Static load change 10 % ... 90 %)
	< 4 % (Dynamic load change 10 % ... 90 %, (10 Hz))
	< 0.1 % (change in input voltage ± 10 %)
Rise time	typ. 100 ms ($U_{Out} = 10$ % ... 90 %)
Minimum no-load power dissipation	< 0.1 W (120 V AC)
Maximum no-load power dissipation	< 0.1 W (230 V AC)
Minimum nominal load power dissipation	< 3.2 W (120 V AC)
Power loss nominal load max.	< 3 W (230 V AC)

Connection data

Input

Position	1.x
----------	-----

Conductor connection

Connection method	Push-in connection
rigid	0.2 mm ² ... 2.5 mm ²
	1 mm ² (recommended)
flexible	0.2 mm ² ... 2.5 mm ²
	1 mm ² (recommended)
flexible with ferrule without plastic sleeve	0.5 mm ² ... 1.5 mm ²
	1 mm ² (recommended)
flexible with ferrule with plastic sleeve	0.2 mm ² ... 1 mm ²
	1 mm ² (recommended)
rigid (AWG)	24 ... 14 (Cu)
	17 (recommended)
Stripping length	10 mm (rigid/flexible)
	10 mm (Ferrule)

Output

Position	2.x
----------	-----

Conductor connection

Connection method	Push-in connection
rigid	0.2 mm ² ... 2.5 mm ²
	1 mm ² (recommended)
flexible	0.2 mm ² ... 2.5 mm ²
	1 mm ² (recommended)
flexible with ferrule without plastic sleeve	0.5 mm ² ... 1.5 mm ²
	1 mm ² (recommended)
flexible with ferrule with plastic sleeve	0.2 mm ² ... 1 mm ²
	1 mm ² (recommended)
rigid (AWG)	24 ... 14 (Cu)
	17 (recommended)
Stripping length	10 mm

STEP3-PS/1AC/12DC/1.3/PT - Power supply unit



1170952

<https://www.phoenixcontact.com/in/products/1170952>

Signaling

Types of signaling	LED
Signal threshold	> 0.9 x U _N (U _N = 12 V DC) (LED lights up green)
	< 0.9 x U _N (U _N = 12 V DC) (LED off)

Electrical properties

Number of phases	1.00
Insulation voltage input/output	4 kV AC (type test)
	3.75 kV AC (routine test)

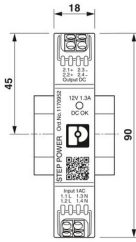
Product properties

Product type	Power supply
Product family	STEP POWER
MTBF (IEC 61709, SN 29500)	> 5880000 h (25 °C)
	> 4278000 h (40 °C)
	> 3039000 h (50 °C)
Environmental protection directive	RoHS Directive 2011/65/EU
	WEEE
	Reach

Insulation characteristics

Protection class	II (in closed control cabinet)
Degree of pollution	2

Dimensions

Dimensional drawing	
Width	18 mm
Height	90 mm
Depth	61 mm
Depth Device depth (DIN rail mounting)	55 mm (Device depth (DIN rail mounting))
Horizontal pitch	1 Div. (DIN 43880)

Installation dimensions

Installation distance right/left	0 mm / 0 mm
Installation distance top/bottom	30 mm / 30 mm

Mounting

STEP3-PS/1AC/12DC/1.3/PT - Power supply unit



1170952

<https://www.phoenixcontact.com/in/products/1170952>

Mounting type	DIN rail or direct mounting
Assembly instructions	alignable: 0 mm horizontally, 30 mm vertically
Mounting position	horizontal DIN rail NS 35, EN 60715
With protective coating	No

Material specifications

Flammability rating according to UL 94	V0 (Housing, terminal blocks, base latches)
Housing material	Plastic
Foot latch material	Polyamid
Housing material	Polycarbonate

Environmental and real-life conditions

Ambient conditions

Degree of protection	IP20
Ambient temperature (operation)	-10 °C ... 70 °C (Derating: > 50 °C; 2 %/K)
Ambient temperature (storage/transport)	-40 °C ... 85 °C
Ambient temperature (start-up type tested)	-25 °C
Maximum altitude	≤ 4000 m (> 2000 m, Derating: 10 %/1000 m)
Max. permissible relative humidity (operation)	≤ 95 % (at 25 °C, non-condensing)
Shock (operation)	18 ms, 30g, per spatial direction (IEC 60068-2-27)
Vibration (operation)	< 15 Hz, amplitude ±2.5 mm (IEC 60068-2-6) 15 Hz ... 150 Hz, 2.3g, 90 min.

Standards and regulations

Overvoltage category

EN 61010-1	II (≤ 4000 m)
------------	---------------

Overvoltage category

EN 62477-1	III (≤ 2000 m)
------------	----------------

Electrical safety

Standards/specifications	IEC 61010-1 (SELV)
--------------------------	--------------------

Protective extra-low voltage

Standards/specifications	IEC 61010-1 (SELV) IEC 61010-2-201 (PELV)
--------------------------	--

Safe isolation

Standards/specifications	IEC 61558-2-16
--------------------------	----------------

Low-voltage power supplies, DC output

Standards/specifications	EN 61204-3
--------------------------	------------

Safety requirements for electrical equipment for measurement, control, and laboratory use

Standards/specifications	IEC 61010-1
--------------------------	-------------

Household and similar electrical appliances - Safety

STEP3-PS/1AC/12DC/1.3/PT - Power supply unit



1170952

<https://www.phoenixcontact.com/in/products/1170952>

Standards/specifications	DIN EN 60335-1
Electric vehicle conductive charging system - Part 21-2: EMC requirements for off board electric vehicle charging systems	
Standards/specifications	IEC 61851-21-2

Approvals

UL	
Identification	UL 1310 Class 2 Power Units
UL	
Identification	UL/C-UL Listed UL 61010-1
UL	
Identification	UL/C-UL Listed UL 61010-2-201
UL	
Identification	UL/C-UL Listed ANSI/UL 121201 Class I, Division 2, Groups A, B, C, D (Hazardous Location)

EMC data

Low Voltage Directive	Conformance with Low Voltage Directive 2014/35/EC
Interference emission	Interference emission in accordance with EN 61000-6-3 (residential and commercial) and EN 61000-6-4 (industrial)
Noise immunity	EN 61000-6-2:2005
Electromagnetic compatibility	Conformance with EMC Directive 2014/30/EU
Conducted noise emission	EN 55016
	EN 61000-6-3 (Class B)
Noise emission	EN 55016
	EN 61000-6-3 (Class B)

Harmonic currents

Standards/regulations	EN 61000-3-2
	EN 61000-3-2 (Class A)

Flicker

Standards/regulations	EN 61000-3-3
Frequency range	0 kHz ... 2 kHz

Electrostatic discharge

Standards/regulations	EN 61000-4-2
-----------------------	--------------

Electrostatic discharge

Contact discharge	6 kV (Test Level 3)
Discharge in air	8 kV (Test Level 3)
Comments	Criterion A

Electromagnetic HF field

Standards/regulations	EN 61000-4-3
-----------------------	--------------

STEP3-PS/1AC/12DC/1.3/PT - Power supply unit



1170952

<https://www.phoenixcontact.com/in/products/1170952>

Electromagnetic HF field

Frequency range	80 MHz ... 1 GHz
Test field strength	10 V/m (Test Level 3)
Frequency range	1 GHz ... 6 GHz
Test field strength	10 V/m (Test Level 3)
Comments	Criterion A

Fast transients (burst)

Standards/regulations	EN 61000-4-4
-----------------------	--------------

Fast transients (burst)

Input	asymmetrical 4 kV (Test Level 4)
Output	asymmetrical 2 kV (Test Level 3)
Comments	Criterion A

Surge voltage load (surge)

Standards/regulations	EN 61000-4-5
Input	symmetrical 2 kV (Test Level 4) asymmetrical 4 kV (Test Level 4)
Output	symmetrical 1 kV (Test Level 3) asymmetrical 2 kV (Test Level 3)
Comments	Criterion A

Conducted interference

Standards/regulations	EN 61000-4-6
-----------------------	--------------

Conducted interference

Input/Output	asymmetrical
Frequency range	0.15 MHz ... 80 MHz
Comments	Criterion A
Voltage	10 V (Test Level 3)

Voltage dips

Standards/regulations	EN 61000-4-11
Voltage	230 V AC
Frequency	50 Hz
Voltage dip	70 %
Number of periods	25 periods
Additional text	Class 3
Comments	Criterion A
Voltage dip	40 %
Number of periods	10 periods
Additional text	Class 3
Comments	Criterion A
Voltage dip	0 %
Number of periods	1 period

STEP3-PS/1AC/12DC/1.3/PT - Power supply unit



1170952

<https://www.phoenixcontact.com/in/products/1170952>

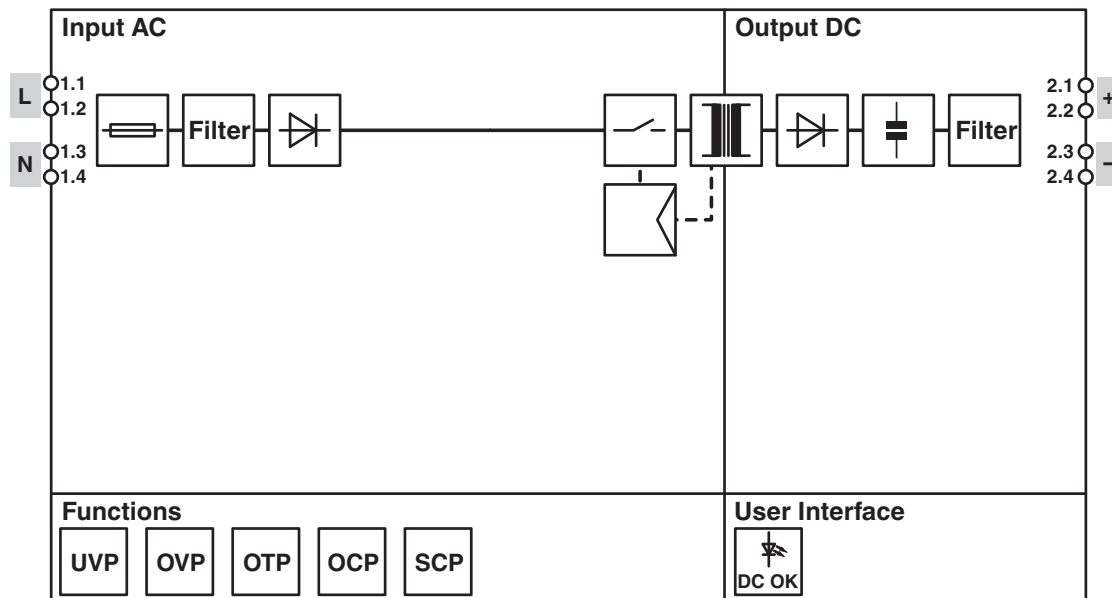
Additional text	Class 3
Comments	Criterion A

Criteria

Criterion A	Normal operating behavior within the specified limits.
Criterion B	Temporary impairment to operational behavior that is corrected by the device itself.
Criterion C	Temporary adverse effects on the operating behavior, which the device corrects automatically or which can be restored by actuating the operating elements.

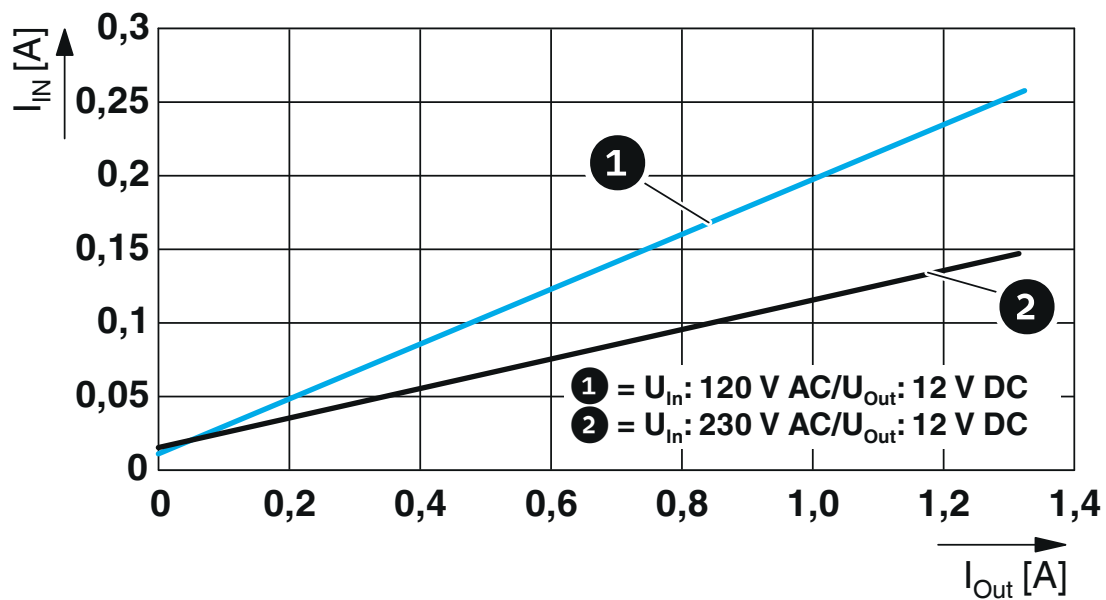
Drawings

Block diagram



Block diagram

Diagram



Input current/output current

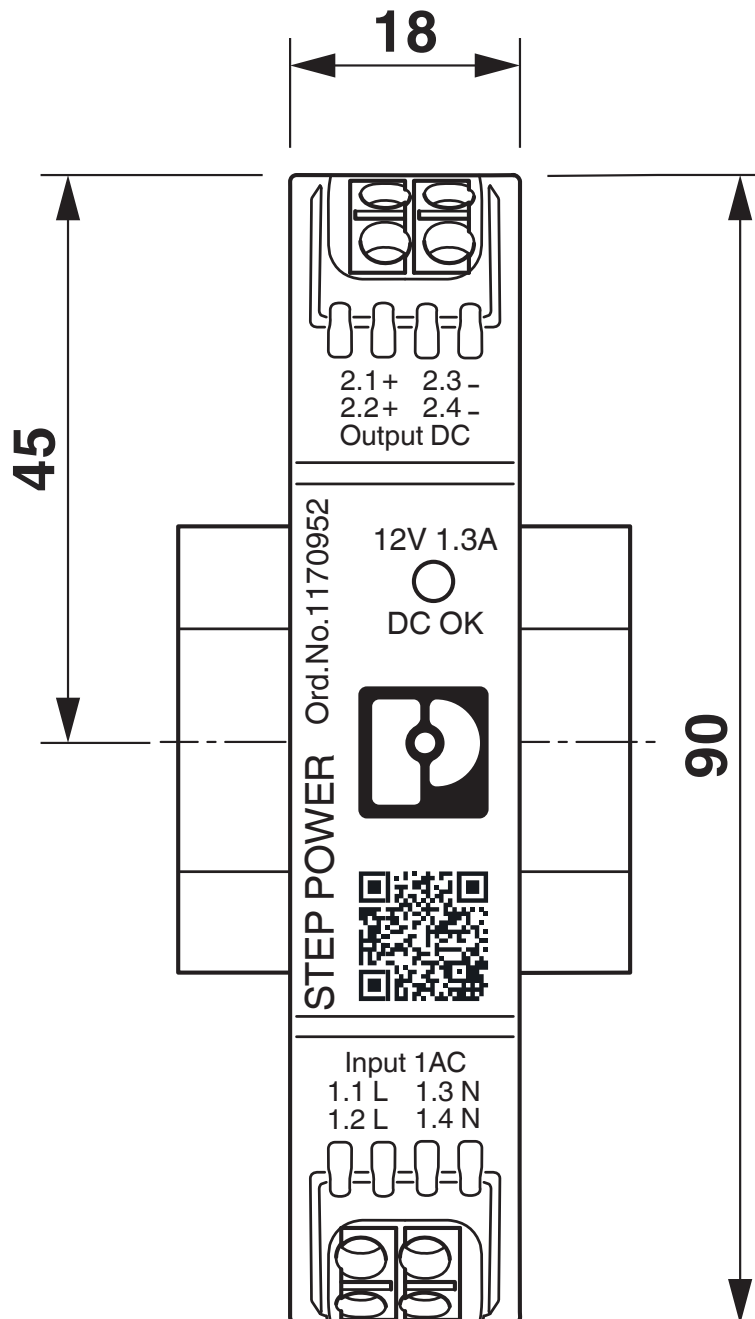
STEP3-PS/1AC/12DC/1.3/PT - Power supply unit



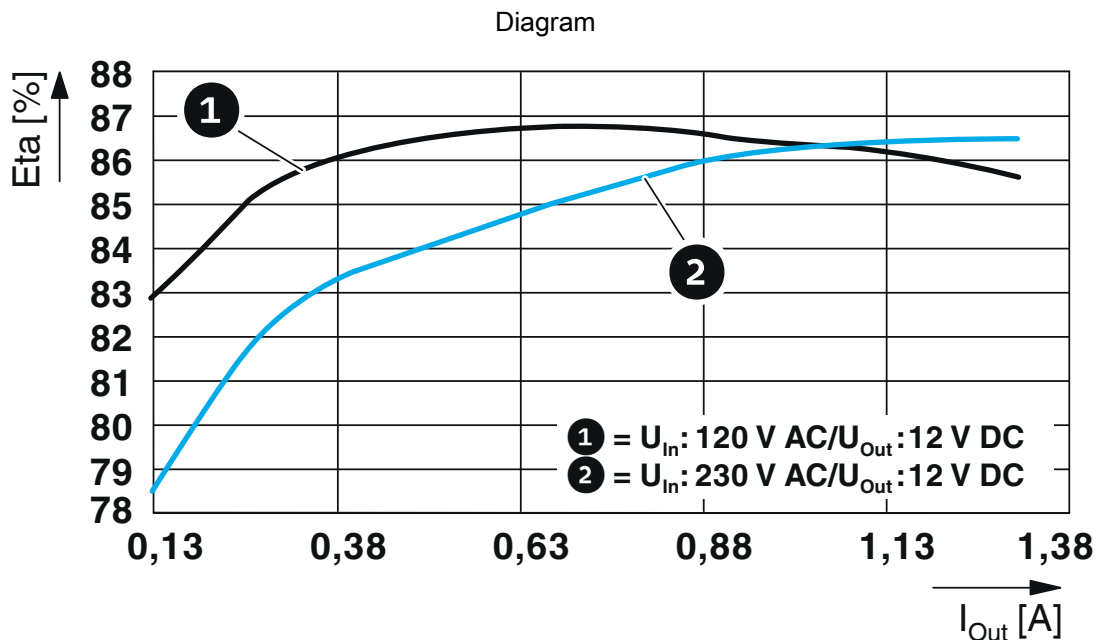
1170952

<https://www.phoenixcontact.com/in/products/1170952>

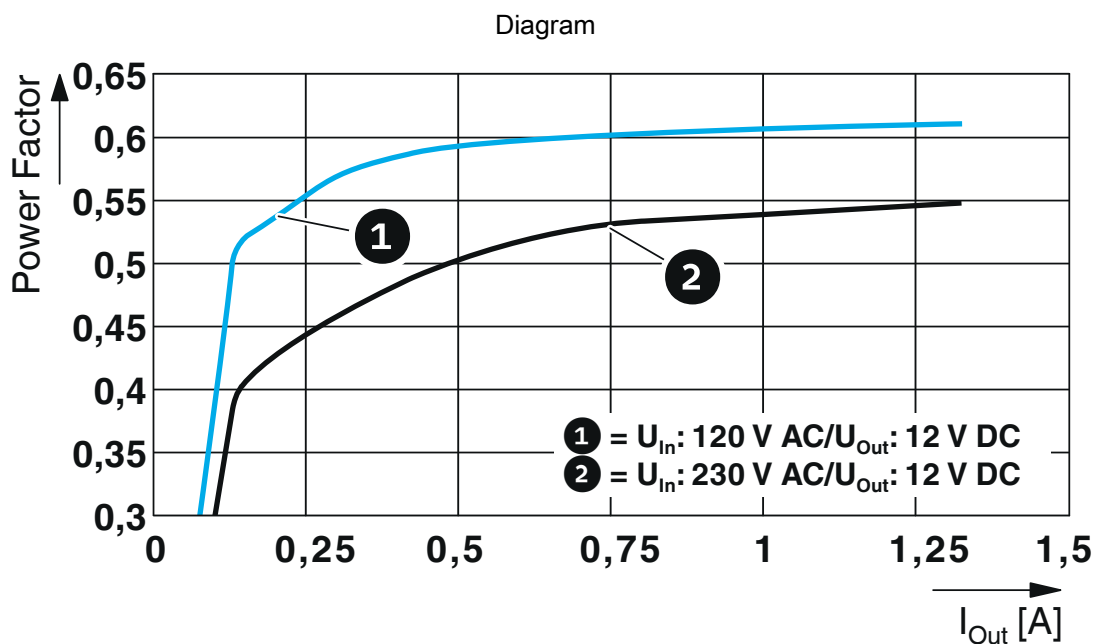
Dimensional drawing



Device dimensions (dimensions in mm)



Efficiency



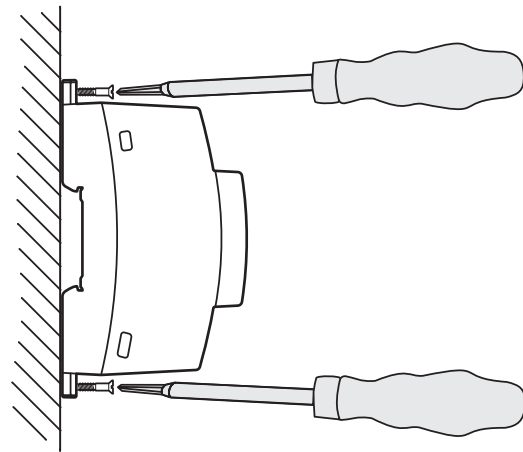

Power factor

STEP3-PS/1AC/12DC/1.3/PT - Power supply unit

1170952

<https://www.phoenixcontact.com/in/products/1170952>

Schematic diagram



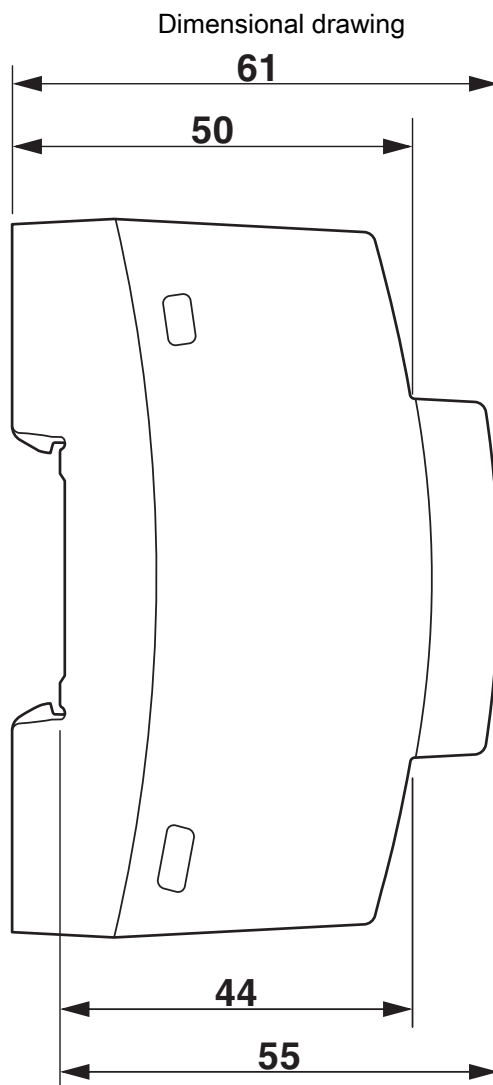
Mounting option

STEP3-PS/1AC/12DC/1.3/PT - Power supply unit



1170952

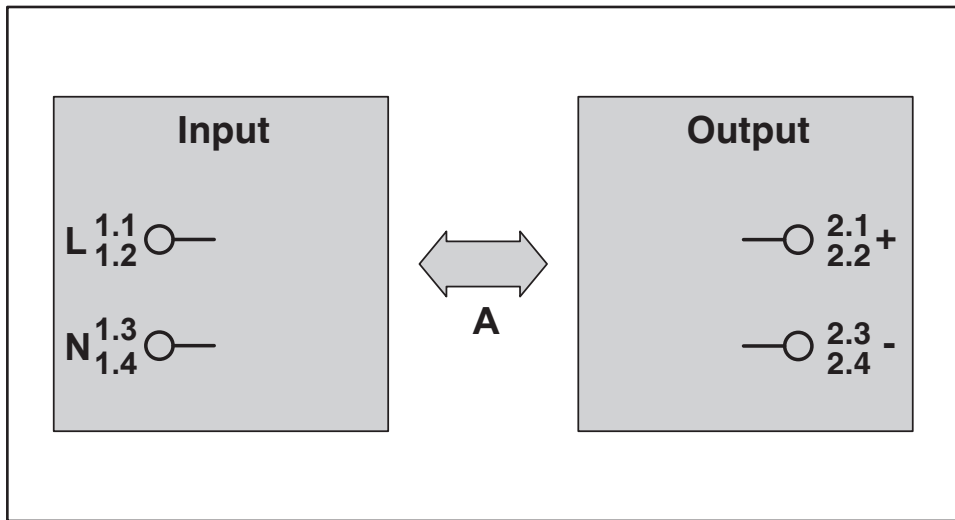
<https://www.phoenixcontact.com/in/products/1170952>



Device dimensions (dimensions in mm)

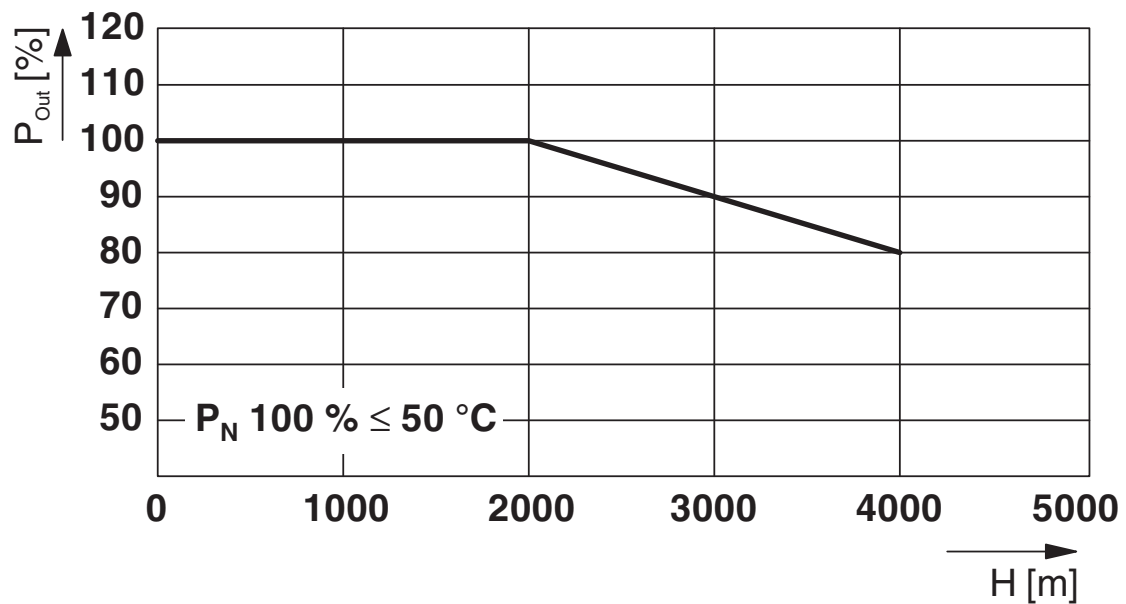
Schematic diagram

Housing



Test sections, insulation voltage

Diagram



Output power/installation altitude

STEP3-PS/1AC/12DC/1.3/PT - Power supply unit



1170952

<https://www.phoenixcontact.com/in/products/1170952>

Approvals



cULus Listed

Approval ID: FILE E 123528



EAC

Approval ID: RU S-DE.BL08.W.00764



EAC

Approval ID: RU S-DE.BL08.W.00764



cULus Listed

Approval ID: FILE E 199827

STEP3-PS/1AC/12DC/1.3/PT - Power supply unit



1170952

<https://www.phoenixcontact.com/in/products/1170952>

Classifications

ECLASS

ECLASS-11.0	27040701
ECLASS-12.0	27040701
ECLASS-13.0	27040701

ETIM

ETIM 8.0	EC002540
----------	----------

UNSPSC

UNSPSC 21.0	39121000
-------------	----------

STEP3-PS/1AC/12DC/1.3/PT - Power supply unit



1170952

<https://www.phoenixcontact.com/in/products/1170952>

Environmental Product Compliance

REACH SVHC	Lead 7439-92-1
China RoHS	Environmentally Friendly Use Period = 25;
	For information on hazardous substances, refer to the manufacturer's declaration available under "Downloads"

STEP3-PS/1AC/12DC/1.3/PT - Power supply unit

1170952

<https://www.phoenixcontact.com/in/products/1170952>



Accessories

STEP-DIODE/5-24DC/2X5/1X10 - Redundancy module

2868606

<https://www.phoenixcontact.com/in/products/2868606>



Redundancy module, 5 ... 24 V DC, 2x 5 A, 1x 10 A

Phoenix Contact 2023 © - all rights reserved
<https://www.phoenixcontact.com>

PHOENIX CONTACT (I) Pvt. Ltd.
A-58/2, Okhla Industrial Area, Phase - II, New Delhi-110 020

+91.1275.71420
info@phoenixcontact.co.in