



## CP1L-M30DR-A

PLC, 100-240 VAC supply, 18 x 24 VDC inputs, 12 x relay outputs 2 A, 10K steps program + 32K words data memory

# Specifications

Supply voltage type	AC
Number of digital inputs	18
Input type	PNP/NPN
Number of digital outputs	12
Output type	Relay
Program capacity	10 K steps
Data memory capacity	32 K words
Logic execution time	0.55 $\mu$ s
Communication port(s)	USB
Number of Ethernet ports	0
Number of USB ports	1
Number of RS-232 ports	0
Number of RS-485 ports	0
Communication option(s)	CompoBus/S Slave, Serial RS-232C, Serial RS-422, Serial RS-485
Number of encoder input channels	4
Max. encoder input frequency	100 kHz
Max. number of PTP axes	0
Max. pulse output frequency	0 kHz
Function Block programming	✓
Battery-free memory backup	✗
Real-time clock	✓
Analogue option boards	✗

<b>Max. number of analogue I/O channels</b>	25
<b>Max. number of local I/O points</b>	150
<b>Max. number of expansion units</b>	3
<b>Built-in auxiliary 24 VDC output</b>	300 mA
<b>Operating temperature range</b>	0-55 °C
<b>Product Height (unpacked)</b>	90 mm
<b>Product Width (unpacked)</b>	130 mm
<b>Product Depth (unpacked)</b>	85 mm
<b>Product Weight (unpacked)</b>	610 g



**CP1W-CIF01**

CP1 RS-232C (15 m max.) serial communication option board



**CP1W-CIF11**

CP1 RS422/485 (50 m max.) serial communication option board



**CP1W-CIF12-V1**

CP1 RS422/485 (isolated 500 m max.) serial communication option board



**CP1W-CIF41**

CP1 Ethernet communications option, 1 x RJ45 socket



**CP1W-CN221**

USB Programming cable, A-type male to B-type male, 1.8 m



**CP1W-CN811**

I/O expansion cable for CP1-series, 80 cm



**CP1W-DAM01**

LCD option board to CP1L and CP1H



**CP1W-ME05M**

CP1 memory cassette (for upload/download of user program)



**CXONE-LT01-EV4**

CX-One Lite v4.x software, for Windows 7 (32-bit/64-bit) / Windows 8.1 (32-bit/64-bit) / Windows 10 (32-bit/64-bit) / Windows 11 (64-bit), single-user licence only, (requires CDs, CXOne-LTCD-EV4), limited to program the CPx PLC platform



## **CP1W Expansion Units**

Expand the capacity of your  
Compact PLC

## CAD Library



### CP-series CP1L CPU Unit Datasheet

EN PDF 4.06 MB



### CP1 CPU Unit Programming Manual

EN PDF 13.3 MB




### CP1 Series Brochure

EN PDF 3.16 MB




### CP1E/CP1L Getting Started Guide

EN PDF 8.02 MB




### CP1L CPU Unit Operation Manual

EN PDF 15.2 MB



### CP1L CPU Unit (including CP1L-J) Operation Manual

EN PDF 19.6 MB



### CP1L-EL, CP1L-EM CPU Unit Operation Manual

EN PDF 24 MB



### CS/CJ/CP/NSJ Communications Commands Reference Manual

EN PDF 3.61 MB



### EAC Mark removal Discontinuation Notice

EN PDF 221 KB



### FDK CR14250SE Battery Safety Datasheet

EN PDF 140 KB