



CP1L-EM40DR-D

PLC, 24 VDC supply, 24 x 24 VDC inputs, 16 x relay outputs 2 A, 2 x analog inputs, 10K steps program + 32K words data memory, 1 x Ethernet port

Specifications

Supply voltage type	DC
Number of digital inputs	24
Input type	PNP/NPN
Number of digital outputs	16
Output type	Relay
Program capacity	20 K steps
Data memory capacity	32 K words
Logic execution time	0.55 μ s
Communication port(s)	Ethernet TCP/IP
Number of Ethernet ports	1
Number of USB ports	0
Number of RS-232 ports	0
Number of RS-485 ports	0
Communication option(s)	CompoBus/S Slave, Serial RS-232C, Serial RS-422, Serial RS-485
Number of encoder input channels	4
Max. encoder input frequency	100 kHz
Max. number of PTP axes	0
Max. pulse output frequency	0 kHz
Function Block programming	✓
Battery-free memory backup	✗
Real-time clock	✓
Analogue option boards	✓

Max. number of analogue I/O channels	34
Max. number of local I/O points	160
Max. number of expansion units	3
Built-in auxiliary 24 VDC output	0 mA
Operating temperature range	0-55 °C
Product Height (unpacked)	90 mm
Product Width (unpacked)	150 mm
Product Depth (unpacked)	85 mm
Product Weight (unpacked)	555 g

Accessories



CP1W-ADB21

I/O option board (only CP1L-EL/EM port 1 or 2), 2 x analog inputs 0 to 10 V, resolution 1/4000 or 0 to 20 mA, resolution 1:2000



CP1W-CIF01

CP1 RS-232C (15 m max.) serial communication option board



CP1W-CIF11

CP1 RS422/485 (50 m max.) serial communication option board



CP1W-CIF12-V1

CP1 RS422/485 (isolated 500 m max.) serial communication option board



CP1W-CIF41

CP1 Ethernet communications option, 1 x RJ45 socket



CP1W-CN811

I/O expansion cable for CP1-series, 80 cm



CP1W-DAB21V

I/O option board (only CP1L-EL/EM port 1 or 2), 2 x analog outputs 0 to 10 V, resolution 1:4000



CP1W-DAM01

LCD option board to CP1L and CP1H



CP1W-EIP61

CP1 EtherNet/IP communications option, for datalink function only, 1 x RJ45 socket



CP1W-MAB221

I/O option board (only CP1L-EL/EM port 1 or 2), 2 x analog inputs 0 to 10 V, resolution 1:4000 or 0 to 20 mA, resolution 1:2000, 2 x analog outputs 0 to 10 V, resolution 1:4000



CP1W-ME05M

CP1 memory cassette (for upload/download of user program)



CP1W-MODTCP61

CP1 Modbus TCP communications option, Master or Slave, 1 x RJ45 socket



CXONE-LT01-EV4

CX-One Lite v4.x software, for Windows 7 (32-bit/64-bit) / Windows 8.1 (32-bit/64-bit) / Windows 10 (32-bit/64-bit) / Windows 11 (64-bit), single-user licence only, (requires CDs, CXOne-LTCD-EV4), limited to program the CPx PLC platform



XS6W-6LSZH8SS200CM-B

Ethernet patch cable, F/UTP, Cat.6A, LSZH (Blue), 2 m



XS6W-6LSZH8SS300CM-B

Ethernet patch cable, F/UTP, Cat.6A, LSZH (Blue), 3 m



XS6W-6LSZH8SS500CM-B

Ethernet patch cable, F/UTP, Cat.6A, LSZH (Blue), 5 m



XS6W-6LSZH8SS50CM-B

Ethernet patch cable, F/UTP, Cat.6A, LSZH (Blue), 0.5 m



CP1W Expansion Units

Expand the capacity of your
Compact PLC

CAD Library



CP-series CP1L CPU Unit Datasheet

EN PDF 4.06 MB



CP1 CPU Unit Programming Manual

EN PDF 13.3 MB




CP1 Series Brochure

EN PDF 3.16 MB




CP1E/CP1L Getting Started Guide

EN PDF 8.02 MB




CP1L CPU Unit Operation Manual

EN PDF 15.2 MB



CP1L CPU Unit (including CP1L-J) Operation Manual

EN PDF 19.6 MB



CP1L-EL, CP1L-EM CPU Unit Operation Manual

EN PDF 24 MB



CS/CJ/CP/NSJ Communications Commands Reference Manual

EN PDF 3.61 MB



EAC Mark removal Discontinuation Notice

EN PDF 221 KB



FDK CR14250SE Battery Safety Datasheet

EN PDF 140 KB