



## CP1L-EM30DT-D

PLC, 24 VDC supply, 18 x 24 VDC inputs, 12 x NPN outputs 0.3 A, 2 x analog inputs, 10K steps program + 32K words data memory, 1 x Ethernet port

# Specifications

Supply voltage type	DC
Number of digital inputs	18
Input type	PNP/NPN
Number of digital outputs	12
Output type	NPN
Program capacity	20 K steps
Data memory capacity	32 K words
Logic execution time	0.55 $\mu$ s
Communication port(s)	Ethernet TCP/IP
Number of Ethernet ports	1
Number of USB ports	0
Number of RS-232 ports	0
Number of RS-485 ports	0
Communication option(s)	CompoBus/S Slave, Serial RS-232C, Serial RS-422, Serial RS-485
Number of encoder input channels	4
Max. encoder input frequency	100 kHz
Max. number of PTP axes	2
Max. pulse output frequency	100 kHz
Function Block programming	✓
Battery-free memory backup	✗
Real-time clock	✓
Analogue option boards	✓

Max. number of analogue I/O channels	34
Max. number of local I/O points	150
Max. number of expansion units	3
Built-in auxiliary 24 VDC output	0 mA
Operating temperature range	0-55 °C
Product Height (unpacked)	90 mm
Product Width (unpacked)	130 mm
Product Depth (unpacked)	85 mm
Product Weight (unpacked)	455 g

## Accessories



**CP1W-ADB21**

I/O option board (only CP1L-EL/EM port 1 or 2), 2 x analog inputs 0 to 10 V, resolution 1/4000 or 0 to 20 mA, resolution 1:2000



**CP1W-CIF01**

CP1 RS-232C (15 m max.) serial communication option board



**CP1W-CIF11**

CP1 RS422/485 (50 m max.) serial communication option board



**CP1W-CIF12-V1**

CP1 RS422/485 (isolated 500 m max.) serial communication option board



**CP1W-CIF41**

CP1 Ethernet communications option, 1 x RJ45 socket



**CP1W-CN811**

I/O expansion cable for CP1-series, 80 cm



**CP1W-DAB21V**

I/O option board (only CP1L-EL/EM port 1 or 2), 2 x analog outputs 0 to 10 V, resolution 1:4000



**CP1W-DAM01**

LCD option board to CP1L and CP1H



**CP1W-EIP61**

CP1 EtherNet/IP communications option, for datalink function only, 1 x RJ45 socket



**CP1W-MAB221**

I/O option board (only CP1L-EL/EM port 1 or 2), 2 x analog inputs 0 to 10 V, resolution 1:4000 or 0 to 20 mA, resolution 1:2000, 2 x analog outputs 0 to 10 V, resolution 1:4000



**CP1W-ME05M**

CP1 memory cassette (for upload/download of user program)



**CP1W-MODTCP61**

CP1 Modbus TCP communications option, Master or Slave, 1 x RJ45 socket



**CXONE-LT01-EV4**

CX-One Lite v4.x software, for Windows 7 (32-bit/64-bit) / Windows 8.1 (32-bit/64-bit) / Windows 10 (32-bit/64-bit) / Windows 11 (64-bit), single-user licence only, (requires CDs, CXOne-LTCD-EV4), limited to program the CPx PLC platform



**XS6W-6LSZH8SS200CM-B**

Ethernet patch cable, F/UTP, Cat.6A, LSZH (Blue), 2 m



**XS6W-6LSZH8SS300CM-B**

Ethernet patch cable, F/UTP, Cat.6A, LSZH (Blue), 3 m



**XS6W-6LSZH8SS500CM-B**

Ethernet patch cable, F/UTP, Cat.6A, LSZH (Blue), 5 m



**XS6W-6LSZH8SS50CM-B**

Ethernet patch cable, F/UTP, Cat.6A, LSZH (Blue), 0.5 m



## **CP1W Expansion Units**

Expand the capacity of your  
Compact PLC

## CAD Library



### CP-series CP1L CPU Unit Datasheet

EN PDF 4.06 MB



### CP1 CPU Unit Programming Manual

EN PDF 13.3 MB




### CP1 Series Brochure

EN PDF 3.16 MB




### CP1E/CP1L Getting Started Guide

EN PDF 8.02 MB




### CP1L CPU Unit Operation Manual

EN PDF 15.2 MB



### CP1L CPU Unit (including CP1L-J) Operation Manual

EN PDF 19.6 MB



### CP1L-EL, CP1L-EM CPU Unit Operation Manual

EN PDF 24 MB



### CS/CJ/CP/NSJ Communications Commands Reference Manual

EN PDF 3.61 MB



### EAC Mark removal Discontinuation Notice

EN PDF 221 KB



### FDK CR14250SE Battery Safety Datasheet

EN PDF 140 KB