



CJ2M-CPU34

CPU with built-in EtherNet/IP port, 30K steps program, 32K words data memory, 32K words x 4 banks EM, 2560 I/O max, option port for RS-232C/485, USB programming port, 3 expansion racks max.

Specifications

Program capacity	50 K steps
Data memory capacity	160 K words
Logic execution time	0.04 μ s
Max. number of expansion units	40
Max. number of local I/O points	2560
Number of built-in digital I/Os	0
Communication port(s)	EtherNet/IP, Ethernet TCP/IP, USB
Product Height (unpacked)	90 mm
Product Width (unpacked)	62 mm
Product Depth (unpacked)	84.5 mm
Product Weight (unpacked)	190 g

Accessories



CJ1W-CIF11

RS-485 adaptor, 2 or 4 wire, connects directly to RS-232C 9-pin port for serial PLC link, screw terminals on RS-485 side



CJ1W-IC101

Expansion I/O control unit, connects to right hand side of CPU



CJ1W-II101

Expansion I/O interface unit, connects to left hand side of expansion I/O rack, up to 3 expansion racks










CJ1W-PA202

Power supply unit, 100-240 VAC, output capacity: 14 W



CJ1W-PA205R

Power supply unit, 100-240 VAC, output capacity: 25 W, with RUN output

	CJ1W-PD022	Power supply unit, 24 VDC, output capacity: 19.6 W
	CJ1W-PD025	Power supply unit, 24 VDC, output capacity: 25 W
	CJ2M-MD211	Pulse I/O Module for CJ2M, NPN with 10 inputs (four interrupt/quickresponse and two high-speed counter inputs) and 6 outputs (two pulse and two PWM outputs)
	CJ2M-MD212	Pulse I/O Module for CJ2M, PNP with 10 inputs (four interrupt/quickresponse and two high-speed counter inputs) and 6 outputs (two pulse and two PWM outputs)
	CP1W-CIF01	CP1 RS-232C (15 m max.) serial communication option board
	CP1W-CIF11	CP1 RS422/485 (50 m max.) serial communication option board
	CP1W-CIF12-V1	CP1 RS422/485 (isolated 500 m max.) serial communication option board
	CP1W-CN221	USB Programming cable, A-type male to B-type male, 1.8 m
	CS1W-CIF31	Cable, PC USB to RS-232C converter cable, for Windows 98/ME/2000/XP, drivers included on CD-ROM, an Omron programming cable is also required
	CS1W-CN223	I/O expansion rack connecting cable for NJ/CJ/CS-series, 2 m
	CS1W-CN713	I/O expansion rack connecting cable for NJ/CJ/CS-series, 70 cm
	CXONE-AL01-EV4	Single-user licence for CX-One V4.x software, for Windows 7 (32-bit/64-bit) / Windows 8.1 (32-bit/64-bit) / Windows 10 (32-bit/64-bit) / Windows 11 (64-bit), (requires CDs or DVD, CXOne-CD-EV4, or CXOne-DVD-EV4)
	HMC-EF183	Flash memory card, 128MB
	W4S1-05D	5-port enhanced Ethernet switch



XS6W-6LSZH8SS200CM-B

Ethernet patch cable, F/UTP, Cat.6A, LSZH (Blue), 2 m



XS6W-6LSZH8SS300CM-B

Ethernet patch cable, F/UTP, Cat.6A, LSZH (Blue), 3 m



XS6W-6LSZH8SS500CM-B

Ethernet patch cable, F/UTP, Cat.6A, LSZH (Blue), 5 m



XS6W-6LSZH8SS50CM-B

Ethernet patch cable, F/UTP, Cat.6A, LSZH (Blue), 0.5 m



XW2Z-100K

I/O connection cable, MIL40 to MIL40, 1 m



XW2Z-200K

I/O connection cable, MIL40 to MIL40, 2 m



XW2Z-200S-V

Cable, RS-232C, for programming PLC or HMI 9-pin port from PC 9-pin port, 2 m



XW2Z-200T

Cable, RS-232C, for connecting NT HMI 9-pin port to PLC 9-pin port, 2 m

Spare parts



CJ1W-BAT01

Battery for CJ1M PLCs



CJ1W-TER01

End plate for CJ1 CPU rack or expansion rack. Only required as spare part.

Related products



CJ Digital I/O Units
8 to 64 points per unit -
input, output or mixed



CJ Analogue I/O and Control Units
From basic Analogue I/O to advanced temperature control



CJ Communication Units
Open to any communication



CJ Motion/Position Control Units
Add motion control to any CJ-Series PLC



CJ Power Supplies, Expansions
Power and flexibility



CS Power Supplies, Backplanes
Expand with up to 7 racks

Downloads

CAD Library



CJ-series -[DeviceNet]-3G3RX-V1-series Inverter Connection Guide

EN PDF 2.09 MB



CJ-series -[DeviceNet]-ABB IRC5 Robot Controller Connection Guide

EN PDF 2.79 MB



CJ-series -[DeviceNet]-Janome Sewing Machine JR3000-series Desktop Robot Connection Guide

EN PDF 2.14 MB



CJ-series -[EtherCAT]-E3NW-ECT Digital Sensor Communication Unit

Connection Guide

EN PDF 2.03 MB



CJ-series -[EtherNet/IP]-ABB IRC5 Robot Controller

Connection Guide

EN PDF 6.46 MB



CJ-series -[EtherNet/IP]-Balluff BNI EIP-50x-105-Z015

Connection Guide

EN PDF 3.11 MB



CJ-series -[EtherNet/IP]-DENSO WAVE RC8 Robot Controller

Connection Guide

EN PDF 4.42 MB



CJ-series -[EtherNet/IP]-FH-series Vision System

Connection Guide

EN PDF 2.83 MB



CJ-series -[EtherNet/IP]-FZ5-series Vision System

Connection Guide

EN PDF 2.8 MB



CJ-series -[EtherNet/IP]-Hilscher netTAP NT100 Gateway (NT 100-RE-DN)

Connection Guide

EN PDF 3.53 MB



CJ-series -[EtherNet/IP]-KOGANEI Manifold Solenoid Valve (F Series)

Connection Guide

EN PDF 2.79 MB



CJ-series -[EtherNet/IP]-NX-EIC + NX-ILM400 -[IO-Link]- E2E-series Proximity Sensor

Connection Guide

EN PDF 3.71 MB



CJ-series -[EtherNet/IP]-NX-EIC + NX-ILM400 -[IO-Link]- E3Z-series Photoelectric Sensor

Connection Guide

EN PDF 3.29 MB



CJ-series -[EtherNet/IP]-NX-EIC + NX-ILM400 -[IO-Link]- Turck I/O Hub (TBIL)

Connection Guide

EN PDF 3.89 MB



CJ-series -[EtherNet/IP]-NX-EIC + NX-ILM400 -[IO-Link]- MTS Sensors (E-Series)

Connection Guide

EN PDF 3.93 MB



CJ-series -[EtherNet/IP]-NX-EICxxx Coupler

Connection Guide

EN PDF 3.17 MB



CJ-series -[EtherNet/IP]-Nordson ProBlue Adhesive Melters

Connection Guide

EN PDF 2.47 MB



CJ-series -[EtherNet/IP]-PHOENIX CONTACT AXL E-series I/O Device

Connection Guide

EN PDF 2.7 MB



CJ-series -[EtherNet/IP]-SMC EX600-SENx SI Unit

Connection Guide

EN PDF 3.07 MB



CJ-series -[EtherNet/IP]-SMC JXC91 Step Motor Controller

Connection Guide

EN PDF 2.74 MB



CJ-series -[EtherNet/IP]-V680S-series RFID

Connection Guide

EN PDF 2.61 MB



CJ-series -[EtherNet/IP]-WAGO I/O-SYSTEM 750-series Fieldbus Coupler

Connection Guide

EN PDF 3.26 MB



CJ-series -[EtherNet/IP]-Yamaha Motor RCX-series Robot Controller

Connection Guide

EN PDF 3.11 MB



CJ-series -[EtherNet/IP]-Yamaha Motor TS-series Single-axis Robot Controller

Connection Guide

EN PDF 3.39 MB



CJ-series -[EtherNet/IP]-Yamaha RCX340 Robot Controller

Connection Guide

EN PDF 5.11 MB



CJ-series -[EtherNet/IP]-ZW-7000-series Displacement Sensor

Connection Guide

EN PDF 2.19 MB



CJ-series -[EtherNet/IP]-ZW-series Displacement Sensor

Connection Guide

EN PDF 2.78 MB



CJ-series -[EtherNet/IP]- ifm IO-Link master (AL1322)
Connection Guide

EN PDF 3.12 MB




CJ-series -[Ethernet TCP/IP]- MARS TOHKEN TFIR-31LAN-series
Connection Guide

EN PDF 2.56 MB



CJ-series -[Ethernet TCP/IP]- V750-series RFID System
Connection Guide

EN ZIP 1.78 MB



CJ-series -[Ethernet TCP/IP]- Yamaha Motor RCX-series Robot Controller
Connection Guide

EN ZIP 2.55 MB




CJ-series -[RS-232C]- MARS TOHKEN SOLUTION MVF-300/500-series
Connection Guide

EN PDF 1.93 MB



CJ-series -[RS-232C]- MARS TOHKEN TFIR-31LAN-series
Connection Guide

EN PDF 2.42 MB




CJ-series -[RS-232C]- Shimadzu balance (ATX-R/ATY-R/UPX/UPY/UW/UX Series)
Connection Guide

EN PDF 2.34 MB



CJ-series -[RS-232C]- V400-R2-series Ultra Small Multi-code Reader
Connection Guide

EN ZIP 2.55 MB



CJ-series -[RS-232C]- V500-R2-series Fixed Laser-Type Barcode Reader
Connection Guide

EN ZIP 2.62 MB




CJ-series -[RS-232C]- V750-series RFID System
Connection Guide

EN ZIP 1.94 MB



CJ-series -[RS-232C]- ZW-7000-series Displacement Sensor
Connection Guide

EN ZIP 1.95 MB




CJ-series -[RS-485 CompoWay/F]- Digital Temperature Controller (E5xD/E5xC/E5xC-T)
Connection Guide

EN PDF 3.3 MB




CJ-series -[RS-485 CompoWay/F]- KM50 Smart Power Monitor
Connection Guide

EN ZIP 2.82 MB




CJ-series -[RS-485 Modbus]- 3G3MX2-series Type V1
Connection Guide

EN ZIP 2.33 MB




CJ-series -[RS-485 Modbus]- ORIENTAL MOTOR Alpha STEP AR-series
Connection Guide

EN ZIP 3.02 MB




CJ-series -[RS-485 Modbus]- ORIENTAL MOTOR Alpha STEP AZ-series
Connection Guide

EN ZIP 2.98 MB




CJ-series -[RS-485 Modbus]- ORIENTAL MOTOR BLE-series Brushless Motor
Connection Guide

EN ZIP 2.58 MB




CJ-series -[RS-485 Modbus]- ORIENTAL MOTOR RK II-series Stepping Motor
Connection Guide

EN ZIP 3.79 MB




CJ/CS-series EtherNet/IP
EtherNet/IP EDS file

EN ZIP 5.94 KB



CJ2 CPU Units Hardware
Users Manual

EN PDF 8.4 MB



CJ2 CPU Units Software
Users Manual

EN PDF 10.1 MB



CJ2 Series
Brochure

EN PDF 2.36 MB



CJ2-Series Programmable Controller
Datasheet

EN PDF 17.3 MB



CJ2M-MD21x Pulse I/O Module
Users Manual

EN PDF 7.71 MB



CS/CJ-Series EtherNet/IP Units Operation Manual

EN PDF 10.9 MB



CS/CJ/CP/NSJ Communications Commands Reference Manual

EN PDF 3.61 MB



CS/CJ/NSJ-series PLC, SYSMAC One NSJ Series Reference Manual

EN PDF 20.6 MB



CS1/CJ1/NSJ Series Programmable Controllers Programming Manual

EN PDF 5.96 MB



CX-Integrator Ver 2 Operation Manual

EN PDF 7.55 MB



CX-One V4 Setup Manual

EN PDF 1.27 MB



CX-Programmer Operation Manual

EN PDF 7.14 MB



CX-Programmer FB/ST Operation Manual

EN PDF 2.39 MB



CX-Programmer SFC Operation Manual

EN PDF 4.18 MB



EAC Mark removal Discontinuation Notice

EN PDF 221 KB



FDK CR14250SE Battery Safety Datasheet

EN PDF 140 KB



NJ-series -[EtherNet/IP]- CJ2-series Controller Connection Guide

EN ZIP 6.41 MB