



CJ2M-CPU15

CPU, 60K steps program, 32K words data memory, 32K words x 4 banks EM, 2560 I/O max, RS-232C serial port, USB programming port, 3 expansion racks max.

Specifications

Program capacity	80 K steps
Data memory capacity	160 K words
Logic execution time	0.04 μ s
Max. number of expansion units	40
Max. number of local I/O points	2560
Number of built-in digital I/Os	0
Communication port(s)	Serial RS-232C, USB
Product Height (unpacked)	90 mm
Product Width (unpacked)	31 mm
Product Depth (unpacked)	84.5 mm
Product Weight (unpacked)	130 g

Accessories



CJ1W-CIF11

RS-485 adaptor, 2 or 4 wire, connects directly to RS-232C 9-pin port for serial PLC link, screw terminals on RS-485 side



CJ1W-IC101

Expansion I/O control unit, connects to right hand side of CPU



CJ1W-II101

Expansion I/O interface unit, connects to left hand side of expansion I/O rack, up to 3 expansion racks

















CJ1W-PA202

Power supply unit, 100-240 VAC, output capacity: 14 W



CJ1W-PA205R

Power supply unit, 100-240 VAC, output capacity: 25 W, with RUN output

	CJ1W-PD022	Power supply unit, 24 VDC, output capacity: 19.6 W
	CJ1W-PD025	Power supply unit, 24 VDC, output capacity: 25 W
	CJ2M-MD211	Pulse I/O Module for CJ2M, NPN with 10 inputs (four interrupt/quickresponse and two high-speed counter inputs) and 6 outputs (two pulse and two PWM outputs)
	CJ2M-MD212	Pulse I/O Module for CJ2M, PNP with 10 inputs (four interrupt/quickresponse and two high-speed counter inputs) and 6 outputs (two pulse and two PWM outputs)
	CP1W-CN221	USB Programming cable, A-type male to B-type male, 1.8 m
	CS1W-CIF31	Cable, PC USB to RS-232C converter cable, for Windows 98/ME/2000/XP, drivers included on CD-ROM, an Omron programming cable is also required
	CS1W-CN223	I/O expansion rack connecting cable for NJ/CJ/CS-series, 2 m
	CS1W-CN713	I/O expansion rack connecting cable for NJ/CJ/CS-series, 70 cm
	CXONE-AL01-EV4	Single-user licence for CX-One V4.x software, for Windows 7 (32-bit/64-bit) / Windows 8.1 (32-bit/64-bit) / Windows 10 (32-bit/64-bit) / Windows 11 (64-bit), (requires CDs or DVD, CXOne-CD-EV4, or CXOne-DVD-EV4)
	HMC-EF183	Flash memory card, 128MB
	XW2Z-100K	I/O connection cable, MIL40 to MIL40, 1 m
	XW2Z-200K	I/O connection cable, MIL40 to MIL40, 2 m
	XW2Z-200S-V	Cable, RS-232C, for programming PLC or HMI 9-pin port from PC 9-pin port, 2 m
	XW2Z-200T	Cable, RS-232C, for connecting NT HMI 9-pin port to PLC 9-pin port, 2 m

Spare parts



CJ1W-BAT01

Battery for CJ1M PLCs



CJ1W-TER01

End plate for CJ1 CPU rack or expansion rack. Only required as spare part.

Related products



CJ Digital I/O Units

8 to 64 points per unit - input, output or mixed



CJ Analogue I/O and Control Units

From basic Analogue I/O to advanced temperature control



CJ Communication Units

Open to any communication



CJ Motion/Position Control Units

Add motion control to any CJ-Series PLC



CJ Power Supplies, Expansions

Power and flexibility



CS Power Supplies, Backplanes

Expand with up to 7 racks

Downloads

[CAD Library](#)



CJ-series -[DeviceNet]-3G3RX-V1-series Inverter

Connection Guide

EN PDF 2.09 MB



CJ-series -[DeviceNet]-ABB IRC5 Robot Controller

Connection Guide

EN PDF 2.79 MB



CJ-series -[DeviceNet]-Janome Sewing Machine JR3000-series Desktop Robot

Connection Guide

EN PDF 2.14 MB



CJ-series -[EtherCAT]-E3NW-ECT Digital Sensor Communication Unit

Connection Guide

EN PDF 2.03 MB



CJ-series -[RS-232C]-MARS TOHKEN SOLUTION MVF-300/500-series

Connection Guide

EN PDF 1.93 MB



CJ-series -[RS-232C]-MARS TOHKEN TFIR-31LAN-series

Connection Guide

EN PDF 2.42 MB



CJ-series -[RS-232C]-Shimadzu balance (ATX-R/ATY-R/UPX/UPY/UW/UX Series)

Connection Guide

EN PDF 2.34 MB



CJ-series -[RS-232C]-V400-R2-series Ultra Small Multi-code Reader

Connection Guide

EN ZIP 2.55 MB



CJ-series -[RS-232C]-V500-R2-series Fixed Laser-Type Barcode Reader

Connection Guide

EN ZIP 2.62 MB



CJ-series -[RS-232C]-V750-series RFID System

Connection Guide

EN ZIP 1.94 MB



CJ-series -[RS-232C]-ZW-7000-series Displacement Sensor

Connection Guide

EN ZIP 1.95 MB



CJ-series -[RS-485] CompoWay/F]- Digital Temperature Controller (E5xD/E5xC/E5xC-T)

Connection Guide

EN PDF 3.3 MB



CJ-series -[RS-485] CompoWay/F]- KM50 Smart Power Monitor

Connection Guide

EN ZIP 2.82 MB



CJ-series -[RS-485] Modbus]- 3G3MX2-series Type V1

Connection Guide

EN ZIP 2.33 MB



CJ-series -[RS-485] Modbus]- ORIENTAL MOTOR Alpha STEP AR-series

Connection Guide

EN ZIP 3.02 MB



CJ-series -[RS-485] Modbus]- ORIENTAL MOTOR Alpha STEP AZ-series

Connection Guide

EN ZIP 2.98 MB



CJ-series -[RS-485] Modbus]- ORIENTAL MOTOR BLE-series Brushless Motor

Connection Guide

EN ZIP 2.58 MB



CJ-series -[RS-485] Modbus]- ORIENTAL MOTOR RK II-series Stepping Motor

Connection Guide

EN ZIP 3.79 MB



CJ2 CPU Units Hardware Users Manual

EN PDF 8.4 MB



CJ2 CPU Units Software Users Manual

EN PDF 10.1 MB



CJ2 Series Brochure

EN PDF 2.36 MB



CJ2-Series Programmable Controller

Datasheet

EN PDF 17.3 MB



CJ2M-MD21x Pulse I/O Module

Users Manual

EN PDF 7.71 MB



CS/CJ-Series EtherNet/IP Units

Operation Manual

EN PDF 10.9 MB



CS/CJ/CP/NSJ Communications Commands

Reference Manual

EN PDF 3.61 MB



CS/CJ/NSJ-series PLC, SYSMAC One NSJ Series

Reference Manual

EN PDF 20.6 MB



CS1/CJ1/NSJ Series Programmable Controllers

Programming Manual

EN PDF 5.96 MB



CX-Integrator Ver 2 Operation Manual

EN PDF 7.55 MB



CX-One V4 Setup Manual

EN PDF 1.27 MB



CX-Programmer Operation Manual

EN PDF 7.14 MB



CX-Programmer FB/ST Operation Manual

EN PDF 2.39 MB



CX-Programmer SFC Operation Manual

EN PDF 4.18 MB



EAC Mark removal Discontinuation Notice

EN PDF 221 KB



FDK CR14250SE Battery Safety Datasheet

EN PDF 140 KB