



## CJ2H-CPU67

CPU, 250K steps program, 32K words data memory, 32K words x 15 banks EM, 2560 I/O max, RS-232C serial port, USB programming port, 3 expansion racks max.

# Specifications

Program capacity	250 K steps
Data memory capacity	512 K words
Logic execution time	0.016 µs
Max. number of expansion units	40
Max. number of local I/O points	2560
Number of built-in digital I/Os	0
Communication port(s)	Serial RS-232C, USB
Product Height (unpacked)	90 mm
Product Width (unpacked)	48.8 mm
Product Depth (unpacked)	74.5 mm
Product Weight (unpacked)	190 g

# Accessories



**CJ1W-CIF11**

RS-485 adaptor, 2 or 4 wire, connects directly to RS-232C 9-pin port for serial PLC link, screw terminals on RS-485 side



**CJ1W-IC101**

Expansion I/O control unit, connects to right hand side of CPU



**CJ1W-II101**

Expansion I/O interface unit, connects to left hand side of expansion I/O rack, up to 3 expansion racks













**CJ1W-PA202**

Power supply unit, 100-240 VAC, output capacity: 14 W





**CJ1W-PA205R**

Power supply unit, 100-240 VAC, output capacity: 25 W, with RUN output

	<b>CJ1W-PD022</b>	Power supply unit, 24 VDC, output capacity: 19.6 W
	<b>CJ1W-PD025</b>	Power supply unit, 24 VDC, output capacity: 25 W
	<b>CP1W-CN221</b>	USB Programming cable, A-type male to B-type male, 1.8 m
	<b>CS1W-CIF31</b>	Cable, PC USB to RS-232C converter cable, for Windows 98/ME/2000/XP, drivers included on CD-ROM, an Omron programming cable is also required
	<b>CS1W-CN223</b>	I/O expansion rack connecting cable for NJ/CJ/CS-series, 2 m
	<b>CS1W-CN713</b>	I/O expansion rack connecting cable for NJ/CJ/CS-series, 70 cm
	<b>CXONE-AL01-EV4</b>	Single-user licence for CX-One V4.x software, for Windows 7 (32-bit/64-bit ) / Windows 8.1 (32-bit/64-bit ) / Windows 10 (32-bit/64-bit ) / Windows 11 (64-bit), (requires CDs or DVD, CXOne-CD-EV4, or CXOne-DVD-EV4)
	<b>HMC-EF183</b>	Flash memory card, 128MB
	<b>XW2Z-200S-V</b>	Cable, RS-232C, for programming PLC or HMI 9-pin port from PC 9-pin port, 2 m
	<b>XW2Z-200T</b>	Cable, RS-232C, for connecting NT HMI 9-pin port to PLC 9-pin port, 2 m

## Spare parts

	<b>CJ1W-BAT01</b>	Battery for CJ1M PLCs
	<b>CJ1W-TER01</b>	End plate for CJ1 CPU rack or expansion rack. Only required as spare part.

# Related products



**CJ Digital I/O Units**  
8 to 64 points per unit -  
input, output or mixed



**CJ Analogue I/O and Control Units**  
From basic Analogue I/O to advanced temperature control



**CJ Communication Units**  
Open to any communication



**CJ Motion/Position Control Units**  
Add motion control to any CJ-Series PLC



**CJ Power Supplies, Expansions**  
Power and flexibility



**CS Power Supplies, Backplanes**  
Expand with up to 7 racks

# Downloads

CAD Library



**CJ-series -[DeviceNet]-3G3RX-V1-series Inverter Connection Guide**

EN PDF 2.09 MB



**CJ-series -[DeviceNet]-ABB IRC5 Robot Controller Connection Guide**

EN PDF 2.79 MB



**CJ-series -[DeviceNet]-Janome Sewing Machine JR3000-series Desktop Robot Connection Guide**

EN PDF 2.14 MB



### CJ-series -[EtherCAT]-E3NW-ECT Digital Sensor Communication Unit

Connection Guide

EN PDF 2.03 MB



### CJ-series -[RS-232C]-MARS TOHKEN SOLUTION MVF-300/500-series

Connection Guide

EN PDF 1.93 MB



### CJ-series -[RS-232C]-MARS TOHKEN TFIR-31LAN-series

Connection Guide

EN PDF 2.42 MB



### CJ-series -[RS-232C]-Shimadzu balance (ATX-R/ATY-R/UPX/UPY/UW/UX Series)

Connection Guide

EN PDF 2.34 MB



### CJ-series -[RS-232C]-V400-R2-series Ultra Small Multi-code Reader

Connection Guide

EN ZIP 2.55 MB



### CJ-series -[RS-232C]-V500-R2-series Fixed Laser-Type Barcode Reader

Connection Guide

EN ZIP 2.62 MB



### CJ-series -[RS-232C]-V750-series RFID System

Connection Guide

EN ZIP 1.94 MB



### CJ-series -[RS-232C]-ZW-7000-series Displacement Sensor

Connection Guide

EN ZIP 1.95 MB



### CJ-series -[RS-485] CompoWay/F]- Digital Temperature Controller (E5xD/E5xC/E5xC-T)

Connection Guide

EN PDF 3.3 MB



### CJ-series -[RS-485] CompoWay/F]- KM50 Smart Power Monitor

Connection Guide

EN ZIP 2.82 MB



### CJ-series -[RS-485] Modbus]- 3G3MX2-series Type V1

Connection Guide

EN ZIP 2.33 MB



### CJ-series -[RS-485] Modbus]- ORIENTAL MOTOR Alpha STEP AR-series

Connection Guide

EN ZIP 3.02 MB



### CJ-series -[RS-485] Modbus]- ORIENTAL MOTOR Alpha STEP AZ-series

Connection Guide

EN ZIP 2.98 MB



### CJ-series -[RS-485] Modbus]- ORIENTAL MOTOR BLE-series Brushless Motor

Connection Guide

EN ZIP 2.58 MB



### CJ-series -[RS-485] Modbus]- ORIENTAL MOTOR RK II-series Stepping Motor

Connection Guide

EN ZIP 3.79 MB



### CJ2 CPU Units Hardware Users Manual

EN PDF 8.4 MB



### CJ2 CPU Units Software Users Manual

EN PDF 10.1 MB



### CJ2 Series Brochure

EN PDF 2.36 MB



### CJ2-Series Programmable Controller

Datasheet

EN PDF 17.3 MB



### CJ2H-CPU6\_ CPU Units Datasheet

EN PDF 516 KB



### CS/CJ-Series EtherNet/IP Units

Operation Manual

EN PDF 10.9 MB



### CS/CJ/CP/NSJ Communications Commands

Reference Manual

EN PDF 3.61 MB



### CS/CJ/NSJ-series PLC, SYSMAC One NSJ Series

Reference Manual

EN PDF 20.6 MB



### CS1/CJ1/NSJ Series Programmable Controllers

Programming Manual

EN PDF 5.96 MB



### **CX-Integrator Ver 2 Operation Manual**

**EN** PDF 7.55 MB



### **CX-One V4 Setup Manual**

**EN** PDF 1.27 MB



### **CX-Programmer Operation Manual**

**EN** PDF 7.14 MB



### **CX-Programmer FB/ST Operation Manual**

**EN** PDF 2.39 MB



### **CX-Programmer SFC Operation Manual**

**EN** PDF 4.18 MB



### **EAC Mark removal Discontinuation Notice**

**EN** PDF 221 KB



### **FDK CR14250SE Battery Safety Datasheet**

**EN** PDF 140 KB