

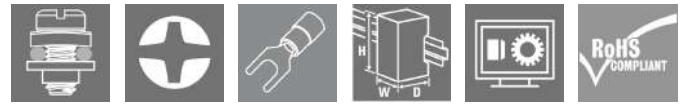
FS 4CO**Weidmüller Interface GmbH & Co. KG**

Klingenbergstraße 26

D-32758 Detmold

Germany

www.weidmueller.com

Product image

Relay sockets for the D-SERIES DRM relays

- 2 and 4 CO contacts
- Screw and PUSH IN connection
- Standard and low heights

General ordering data

Version	D-SERIES DRM, Relay socket, Number of contacts: 4, CO contact, Continuous current: 10 A, Screw connection
Order No.	7760056107
Type	FS 4CO
GTIN (EAN)	4032248855575
Qty.	10 pc(s).

Creation date July 31, 2024 11:31:34 AM CEST

Catalogue status 13.07.2024 / We reserve the right to make technical changes.

Data sheet

FS 4CO

Weidmüller Interface GmbH & Co. KG
 Klingenbergstraße 26
 D-32758 Detmold
 Germany

www.weidmueller.com

Technical data

Dimensions and weights

Depth	28.9 mm	Depth (inches)	1.138 inch
Height	70 mm	Height (inches)	2.756 inch
Width	30.6 mm	Width (inches)	1.205 inch
Net weight	47.2 g		

Temperatures

Storage temperature	-40 °C...70 °C	Operating temperature	-40 °C...70 °C
---------------------	----------------	-----------------------	----------------

Rated data UL

Certificate No. (cURus)	E312083
-------------------------	---------

Load side

Rated switching voltage	250 V AC	Continuous current	10 A
Max. switching voltage, AC	300 V	Contact type	4 CO contact

General data

Version	flat design		
Rail	TS 35		
Colour	black		
UL94 flammability rating component	Component	Housing	
	UL94 flammability rating	V-2	
	Component	Mounting foot	
	UL94 flammability rating	HB	
UL94 flammability rating component	Component	Retaining clip	
	UL94 flammability rating	HB	

Insulation coordination

Pollution severity	2	Surge voltage category	II
Clearance and creepage distances for control side - load side	≥ 4 mm	Dielectric strength for control side - load side	2 kV _{eff} / 1 min
Dielectric strength of neighbouring contacts	2 kV _{eff} / 1 min	Impulse withstand voltage	4 kV (1.2/50 μs)
Protection degree	IP10		

Further details of approvals / standards

Certificate No. (cURus)	E312083
-------------------------	---------

FS 4CO

Weidmüller Interface GmbH & Co. KG

Klingenbergstraße 26

D-32758 Detmold

Germany

www.weidmueller.com

Technical data

Connection data

Wire connection method	Screw connection	Stripping length, rated connection	7 mm
Tightening torque, min.	0.5 Nm	Tightening torque, max.	0.8 Nm
Clamping range, min.	0.5 mm ²	Clamping range, max.	2.5 mm ²
Wire cross-section, solid, min.	0.5 mm ²	Wire cross-section, solid, max.	2.5 mm ²
Wire connection cross section, finely stranded, min.	0.5 mm ²	Wire connection cross section, finely stranded, max.	2.5 mm ²
Wire connection cross-section, finely stranded with wire-end ferrules DIN 46228/4, min.	0.5 mm ²	Wire connection cross-section, finely stranded with wire-end ferrules DIN 46228/4, max.	1.5 mm ²
Conductor cross-section, flexible, AEH (DIN 46228-1), min.	0.5 mm ²	Conductor cross-section, flexible, AEH (DIN 46228-1), max.	1.5 mm ²
Wire connection	M3 forked cable lug (insulated)	Blade size	size PH1

Classifications

ETIM 6.0	EC001456	ETIM 7.0	EC001456
ETIM 8.0	EC001456	ETIM 9.0	EC001456
ECLASS 9.0	27-37-16-03	ECLASS 9.1	27-37-16-03
ECLASS 10.0	27-37-16-03	ECLASS 11.0	27-37-16-03
ECLASS 12.0	27-37-16-03	ECLASS 13.0	27-37-16-03

Environmental Product Compliance

REACH SVHC	/
RoHS Compliance Status	Compliant without exemption

Important note

Product information The protection module (RC filter) RIM 3 110/230VAC LED with order no. 7760056045 is not compatible with this socket.

For this socket, a cross connection is not available.

Approvals

Approvals



ROHS	Conform
UL File Number Search	UL Website
Certificate No. (cURus)	E312083

Downloads

Approval/Certificate/Document of Conformity	EU Konformitätserklärung / EU Declaration of Conformity
Engineering Data	CAD data – STEP
Engineering Data	Zuken E3.S
Catalogues	Catalogues in PDF-format
Brochures	

Creation date July 31, 2024 11:31:34 AM CEST

Catalogue status 13.07.2024 / We reserve the right to make technical changes.

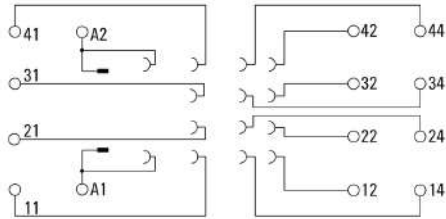
FS 4CO

Weidmüller Interface GmbH & Co. KG
 Klingenbergstraße 26
 D-32758 Detmold
 Germany

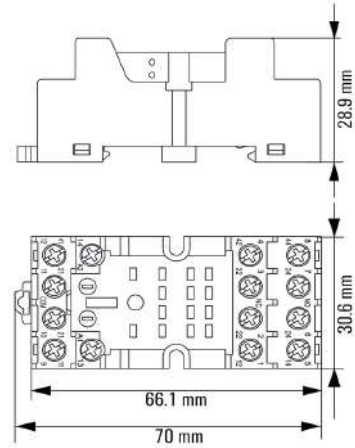
www.weidmueller.com

Drawings

Wiring diagram



Dimensional drawing



Dimensional drawing

