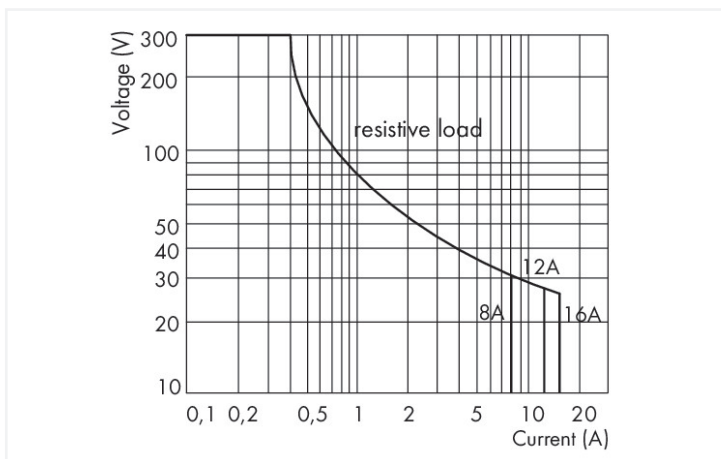
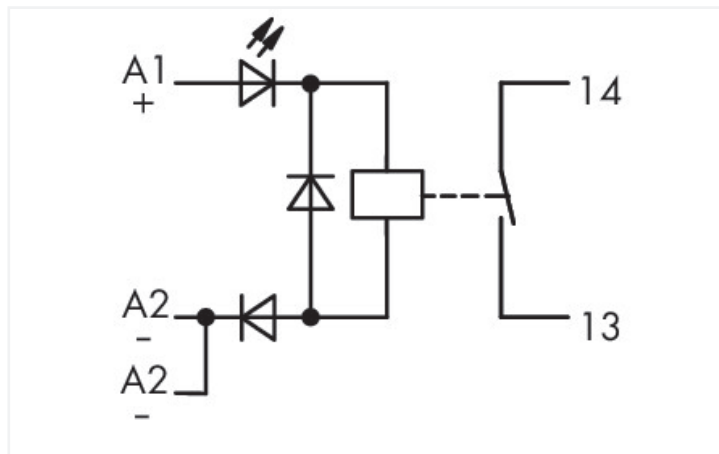



Data Sheet | Item Number: 288-320

Relay module; Nominal input voltage: 24 VDC; 1 make contact; Limiting continuous current: 16 A; for lamp loads; Module width: 21 mm

<https://www.wago.com/288-320>



DC load limit curve

Technical data

Control circuit

Nominal input voltage U_N	DC 24 V
Input voltage range	$\pm 10\%$
Nominal input current at U_N	22 mA

Load circuit

Number of make/switch-on contacts	1
Contact material (relay)	AgSnO ₂
Limiting continuous current	16 A
Inrush current (resistive) max.	(AC) 25 A / 4 s
Switching voltage (max.)	AC 400 V
Switching power (resistive) max.	AC 4000 VA; DC (see load limit curve)
Recommended minimum load	12 V / 100 mA
Pull-in time (typ.)	8 ms
Drop-out time (typ.)	2 ms
Bounce time (typ.)	2 ms
Mechanical life	30 x 10 ⁶ switching operations

Safety and protection

Rated voltage	300 V
Rated surge voltage	4 kV
Overtoltage category	II
Pollution degree	2
Dielectric strength (control/load circuit) (AC, 1 min)	3 kVrms
Dielectric strength (open contact) (AC, 1 min)	1 kVrms
Insulation type (control/load circuit)	Reinforced insulation (safe isolation)
Insulation type (between adjacent devices of the same type)	Reinforced insulation (safe isolation)

Connection data

Connection technology	CAGE CLAMP®
Solid conductor	0.08 ... 2.5 mm ² / 28 ... 12 AWG
Fine-stranded conductor	0.08 ... 2.5 mm ² / 28 ... 12 AWG
Strip length	5 ... 6 mm / 0.2 ... 0.24 inches

Physical data

Width	20.5 mm / 0.807 inches
Height	85 mm / 3.346 inches
Depth from upper-edge of DIN-rail	47 mm / 1.85 inches

Mechanical data

Mounting type	DIN-35 rail
---------------	-------------

Material data

Fire load	0.772 MJ
Weight	43.2 g

Environmental requirements

Ambient temperature (operation at U _N)	-25 ... +40 °C
Ambient temperature (storage)	-25 ... +70 °C
Processing temperature	-25 ... +50 °C

Standards and specifications

Standards/specifications	EN 61010-2-201
--------------------------	----------------

Commercial data

Product Group	6 (INTERFACE ELECTRONIC)
eCl@ss 10.0	27-37-16-01
eCl@ss 9.0	27-37-16-01
ETIM 8.0	EC001437
ETIM 7.0	EC001437
PU (SPU)	10 (1) pcs
Packaging type	Box
Country of origin	DE
GTIN	4045454362492
Customs tariff number	85364900990

Environmental Product Compliance

CAS-No.	7439-92-1 79-94-7
REACH Candidate List Substance	2,2',6,6'-tetrabromo-4,4'-isopropylidenediphenol Lead
RoHS Compliance Status	Compliant,With Exemption
RoHS Exemption	6(c) 7(a) 7(c)-I 7(c)-II
SCIP notification number (Austria)	87a1da90-7ef9-4daf-8a5f-a8146a38ebb7
SCIP notification number (Belgium)	a5ec296d-71cb-4bd9-937b-aa0fd266dc94
SCIP notification number (Bulgaria)	654805e2-ca56-4bea-b040-92f836ebe94c
SCIP notification number (Czech Republic)	f0143311-fe55-4984-89cc-3bec355a1d74
SCIP notification number (Denmark)	d842c17f-bd2e-4fc3-b8f8-b479662d8a69
SCIP notification number (Finland)	119c8c06-5bd5-4c50-b0b0-1450cc2c3485
SCIP notification number (France)	e9457767-c369-4282-810c-8ffd6aeb1312
SCIP notification number (Germany)	26ac1af8-1f13-4c1e-93a7-182339e9ab2a
SCIP notification number (Hungary)	c1e792b4-a3c3-4588-9961-c9b6c92b9f1f
SCIP notification number (Italy)	a154d057-a067-4b77-bc87-2fe4e05bb71b
SCIP notification number (Netherlands)	83c45180-a7d9-46c2-b289-07e354bfd7b2
SCIP notification number (Poland)	ed3246a7-c8e9-4776-b82b-9e9269447f56
SCIP notification number (Romania)	0f2155a6-15bd-425b-9099-8e96818463bb
SCIP notification number (Sweden)	19fdef96-3c43-4e4b-8d3a-5bc647bfb1d0

Approvals / Certificates

General approvals



Approval	Standard	Certificate Name
EAC Brjansker Zertifizierungs- stelle	TP TC 004/2011	EAC RU C-DE.AM02. B.00122/19

Downloads

Environmental Product Compliance

Compliance Search

Environmental Product
Compliance 288-320



CAD/CAE-Data

CAE data

EPLAN Data Portal
288-320



WSCAD Universe
288-320



1 Compatible Products

1.1 Optional Accessories

1.1.1 Marking

1.1.1.1 Marking strip



Item No.: 709-196

Marking strips; for laser printer; translucent



Item No.: 709-177

Marking strips; on reel; 7.5 mm wide; not stretchable; plain; snap-on type; translucent



Item No.: 709-178

Marking strips; on reel; 7.5 mm wide; not stretchable; plain; snap-on type; white

1.1.2 Tool

1.1.2.1 Operating tool




Item No.: 210-720


Operating tool; Blade: 3.5 x 0.5 mm; with a partially insulated shaft; multicoloured

Installation Notes

Conductor termination




Conductor termination – screwdriver actuation parallel to conductor entry




Conductor termination – screwdriver actuation perpendicular to conductor entry

Installation



Snapping a module onto DIN-rail.



Removing a module from the DIN-rail.