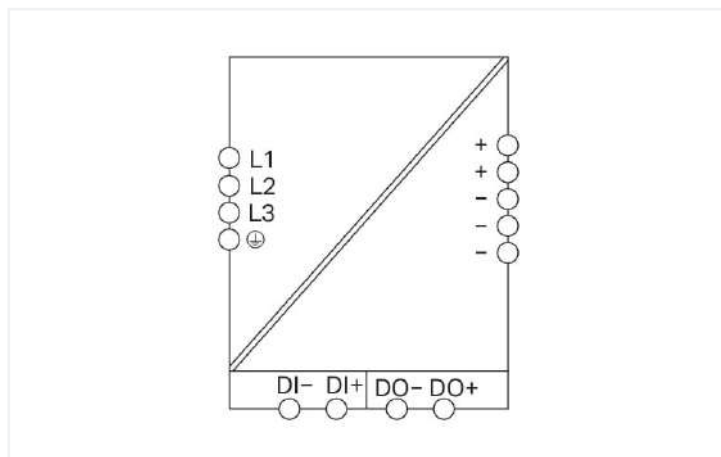


Data Sheet | Item Number: 2787-2346/000-070

Power supply; Pro 2; 3-phase; 24 VDC output voltage; 10 A output current; Top-Boost + PowerBoost; Protection Coating; communication capability



<https://www.wago.com/2787-2346/000-070>



Features:

- Power supply with TopBoost, PowerBoost and configurable overload behavior
- Configurable digital signal input and output, optical status indication, function keys
- Communication interface for configuration and monitoring
- Optional connection to IO-Link, EtherNet/IP™, Modbus TCP or Modbus RTU
- Suitable for both parallel and series operation
- Natural convection cooling when horizontally mounted
- Pluggable connection technology
- Electrically isolated output voltage (SELV/PELV) per EN 61010-2-201/UL 61010-2-201
- Coated PCBs, resistant to flowing mixed gas per ISA S71.04:1985, G3 Group A
- Marker slot for WAGO marking cards (WMB) and WAGO marking strips

Technical data

Input

Phases	3
Nominal input voltage $U_{i, \text{nom}}$	3 x AC 400 ... 500 V (connection without neutral conductor)
Input voltage range	3 x AC 340 ... 550 V
Nominal mains frequency range	50 ... 60 Hz
Input current I_i	$\leq 3 \times 0.6 \text{ A}$ (400 VAC; 24 VDC / 10 A)
Inrush current	$\leq 15 \text{ A}$ (after 1 ms)
Power factor correction (PFC)	active
Mains failure hold-up time	$\geq 20 \text{ ms}$ (3 x 400 VAC)

Output

Nominal output voltage $U_{o, \text{nom}}$	DC 24 V (SELV)
Output voltage range	DC 24 ... 28 V (adjustable)
Default setting	DC 24 V
Nominal output current $I_{o, \text{nom}}$	10 A (24 VDC)
Nominal output power	240 W
Deviation	$\leq 1 \%$
Residual ripple	$\leq 70 \text{ mV}$ (peak-to-peak)
Current limitation	$1.1 \times I_{o, \text{nom}}$ (typ.)
Overload behavior	TopBoost/PowerBoost/Time-limited constant current mode (other overload behaviors can be set)
PowerBoost	DC 15 A (5 s)
TopBoost	Up to 600 %

Signaling and communication

Signaling	Optical status indication (DC OK; load; warning and error states) Digital signal input and output (DI/DO)
Communication	USB (Communication Cable 750-923) Ethernet/IP (Communication Module 2789-9023) IO-Link (Communication Module 2789-9080) Modbus RTU (Communication Module 2789-9015) Modbus TCP (Communication Module 2789-9052)

Efficiency/power losses

Power loss P_i	$\leq 3 \text{ W}$ (standby); $\leq 3 \text{ W}$ (no load); $\leq 18 \text{ W}$ (400 VAC; nominal load)
Efficiency (typ.)	94.1 % (400 VAC; 10 A; 25 °C)

Circuit protection

Internal fuse	3 x T 2.5 A / 500 VAC
Backup fusing (required)	An external DC fuse is required for the DC input voltage.
Backup fusing (recommended)	3 x 16 A (for USA/Canada: 3 x 15 A)

Safety and protection

Isolation voltage (pri.-sec., AC)	3510 V
Isolation voltage (pri.-PE, AC)	2200 V
Isolation voltage (sec.-PE)	DC 0.5 kV
Isolation voltage (sec.-signal)	DC 0.5 kV
Protection class	I
Protection type	IP20; per EN 60529
Protective coating	Coated PCBs
Resistance to reverse feed	$\leq \text{DC } 35 \text{ V}$
Overvoltage category	III ($\leq 2000 \text{ m a.s.l.}$); II ($> 2000 \text{ m a.s.l.}$)
Pollution degree	2
Transient suppression (primary)	Yes
Overvoltage protection; secondary	Internal protective circuit $\leq 35 \text{ VDC}$ (in the event of a fault)
Short-circuit-protected	Yes
Open-circuit-proof	Yes
Parallel operation	Yes
Series operation	Yes
MTBF	$> 1,000,000 \text{ h}$ (per IEC 61709)

Connection data

Connection type 1	Input/signaling
Connection technology	CAGE CLAMP®
WAGO connector	WAGO 721 Series
Solid conductor	0.08 ... 2.5 mm ² / 28 ... 12 AWG
Fine-stranded conductor	0.08 ... 2.5 mm ² / 28 ... 12 AWG
Fine-stranded conductor; with insulated ferrule	0.25 ... 1.5 mm ² / 20 ... 16 AWG
Fine-stranded conductor; with uninsulated ferrule	0.25 ... 2.5 mm ² / 20 ... 14 AWG
Strip length	8 ... 9 mm / 0.31 ... 0.35 inches
Connection type 2	Output
Connection technology 2	Push-in CAGE CLAMP®
WAGO connector 2	WAGO 831 Series
Solid conductor 2	0.5 ... 10 mm ² / 20 ... 8 AWG
Fine-stranded conductor 2	0.5 ... 10 mm ² / 20 ... 8 AWG
Fine-stranded conductor; with insulated ferrule 2	0.5 ... 6 mm ²
Fine-stranded conductor; with uninsulated ferrule 2	0.5 ... 6 mm ²
Strip length 2	13 ... 15 mm / 0.51 ... 0.59 inches

Physical data

Width	50 mm / 1.969 inches
Height	130 mm / 5.118 inches
Depth from upper-edge of DIN-rail	130 mm / 5.118 inches
Note (dimensions)	Height without connector Height with connector: 166 mm

Mechanical data

Mounting type	DIN-35 rail
---------------	-------------

Material data

Fire load	0 MJ
Weight	1000 g

Environmental requirements

Ambient temperature (operation)	-25 ... +70 °C (Device starts at -40 °C (type-tested))
Ambient temperature (storage)	-40 ... +85 °C
Relative humidity	5 ... 96 % (no condensation permissible)
Derating	See instruction leaflet
Operating altitude (max.)	5000 m

Standards and specifications

Conformity marking	CE
Standards/specifications	EN 61010-1 EN 61010-2-201 EN 61204-3 UL 61010-1 UL 61010-2-201 DNV ISA S71.04:1985; G3 Group A SEMI F47

Commercial data

PU (SPU)	1 pcs
Country of origin	CN
GTIN	4066966266146
Customs tariff number	85044083900

Environmental Product Compliance

RoHS Compliance Status	Compliant, No Exemption
------------------------	-------------------------

Approvals / Certificates

General approvals



Approval	Standard	Certificate Name
UL Underwriters Laboratories Inc.	UL 61010-2-201	UL-US-2209512-0

Declarations of conformity and manufacturer's declarations

Approval	Standard	Certificate Name
EU-Declaration of Confor- mity WAGO GmbH & Co. KG	-	-
UK-Declaration of Confor- mity WAGO GmbH & Co. KG	-	-

Approvals for hazardous areas



Approval	Standard	Certificate Name
UL Underwriters Laboratories Inc. (HAZARDOUS LOCA- TIONS)	UL 121201	A-E198726

Downloads

Environmental Product Compliance


Compliance Search

Environmental Product
Compliance
2787-2346/000-070




Documentation

Manual

Product Manual Power supply; Pro 2; 3-phase; 24 VDC output voltage; 10 A output current	V 1.0.1 15.02.2022	pdf 8120.46 KB	
--	-----------------------	-------------------	---

Instruction Leaflet

Stromversorgung Pro 2	V 1.1.0 03.03.2022	pdf 4602.62 KB	
-----------------------	-----------------------	-------------------	---

CAD/CAE-Data

CAD data

2D/3D Models
2787-2346/000-070



1 Compatible Products

1.1 Optional Accessories

1.1.1 Communication

1.1.1.1 Communication module



[Item No.: 2789-9023](#)

Communication module; EtherNet/IP;
communication capability

1.1.2 Marking

1.1.2.1 Marker carrier



[Item No.: 2789-1233](#)

Marker carrier; for WMB or marking strips;
Length: 33 mm