



AZM 170SK-02/10ZK-2197 24VAC/DC

- 1 Cable entry M 20 x 1.5
- Manual release from side
- Screw connection
- Thermoplastic enclosure
- Double-insulated
- Compact design
- Interlock with protection against incorrect locking.
- Long life
- High holding force

Data

Ordering data

Product type description	AZM 170SK-02/10ZK-2197 24VAC/DC
Article number (order number)	101183243
EAN (European Article Number)	4030661319025
eCl@ss number, version 12.0	27-27-26-03
eCl@ss number, version 11.0	27-27-26-03
eCl@ss number, version 9.0	27-27-26-03
ETIM number, version 7.0	EC002593
ETIM number, version 6.0	EC002593

Approvals - Standards

Certificates	BG cULus CCC
--------------	--------------------

General data

Standards	EN ISO 13849-1 EN ISO 14119 EN IEC 60947-5-1
Coding level according to EN ISO 14119	Low
Working principle	electromechanical
Housing material	Plastic, glass-fibre reinforced thermoplastic, self-extinguishing
Gross weight	315 g

General data - Features

Power to unlock	Yes
Manual release	Yes
Number of actuating directions	2
Number of auxiliary contacts	1
Number of safety contacts	2

Safety classification

Standards	EN ISO 13849-1
Performance Level, up to	c
Category	1
B _{10D} Normally-closed contact (NC)	2,000,000 Operations
Note	Electrical life on request.
B _{10D} Normally-open contact (NO)	1,000,000 Operations
Note	at 10% I _e and ohmic load
Mission time	20 Year(s)

Safety classification - Safety outputs

Note (B _{10D} Normally open contact (NO))	at 10% I _e and ohmic load
--	--------------------------------------

Safety classification - Fault exclusion

Please note:	Can be used when fault exclusion for dangerous damage to the 1-channel mechanism is permissible and sufficient protection against manipulation is guaranteed.
Performance Level, up to	d
Category	3
Note	for 2-channel use and with suitable logic unit.
Mission time	20 Year(s)

Mechanical data

Mechanical life, minimum	1,000,000 Operations
Holding force F_{Zh} in accordance with EN ISO 14119	1,000 N
Holding force F_{max} , maximum	1,300 N
Latching force	5 N
Positive break travel	11 mm
Positive break force per NC contact, minimum	8.5 N
Positive break force, minimum	8.5 N
Actuating speed, maximum	2 m/s
Mounting	Screws
Type of the fixing screws	2x M5
Tightening torque of the fastening screws for the housing cover, minimum	0.7 Nm
Tightening torque of the fastening screws for the housing cover, maximum	1 Nm
Note	Torx T10

Mechanical data - Connection technique

Termination	Screw terminals
Cable section, minimum	0.25 mm ²
Cable section, maximum	1.5 mm ²
Note (Cable section)	All indications including the conductor ferrules.

Allowed type of cable	solid single-wire solid multi-wire flexible
-----------------------	---

Mechanical data - Dimensions

Length of sensor	30 mm
Width of sensor	108 mm
Height of sensor	100.5 mm

Ambient conditions

Degree of protection	IP67
Ambient temperature	-25 ... +60 °C
Storage and transport temperature, minimum	-25 °C
Storage and transport temperature, maximum	+85 °C
Protection class	II
Permissible installation altitude above sea level, maximum	2,000 m

Ambient conditions - Insulation values

Rated insulation voltage U_i	250 VAC
Rated impulse withstand voltage U_{imp}	4 kV
Overvoltage category	III
Degree of pollution	3

Electrical data

Thermal test current	6 A
Rated control voltage	24 VAC/DC
Required rated short-circuit current	1,000 A
Electrical power consumption, maximum	12 W

Switching element	NO contact, NC contact
Note (Switching element)	Change-over contact with double break, type Zb or 2 NC contacts, with galvanically separated contact bridges
Switching principle	slow action, positive break NC contact
Switching frequency	1,000 /h
Material of the contacts, electrical	Silver

Electrical data - Magnet control

Magnet switch-on time	100 %
Test pulse duration, maximum	5 ms
Test pulse interval, minimum	50 ms

Electrical data - Safety contacts

Voltage, Utilisation category AC-15	230 VAC
Current, Utilisation category AC-15	4 A
Voltage, Utilisation category DC-13	24 VDC
Current, Utilisation category DC-13	4 A

Electrical data - Auxiliary contacts

Voltage, Utilisation category AC-15	230 VAC
Current, Utilisation category AC-15	4 A
Voltage, Utilisation category DC-13	24 VDC
Current, Utilisation category DC-13	4 A

Other data

Note (applications)	sliding safety guard removable guard hinged safety guard
---------------------	--

Scope of delivery

Scope of delivery

Actuator must be ordered separately.

Note

Note (Manual release)

right

For manual release using M5 triangular key, available as accessory
Additional manual release on side

Ordering code

Product type description:

AZM 170(1)-(2)Z(3)K(4)-(5)-(6)-(7)-(8)

(1)

without

Cut clamps

SK

Screw connection

(2)

11

1 NO contacts/1 NC contact

02

2 NC contact

(3)

without

Latching force 5 N

R

Latching force 30 N

(4)

without

Power to unlock

A

Power to lock

(5)

without

Cable entry M20

ST

2 connector, M12, 4-pin

ST-2431

As well as ST; individual solenoid monitoring

ST8

Connector M12 8-pole

(6)

24VAC/DC

Us 24 VAC/DC

110VAC

Us 110 VAC

230VAC

Us 230 VAC

(7)

1637

Gold-plated contacts

(8)

without

Manual release

2197

Manual release from side (Standard in case of conector and power to unlock versions)

Pictures

Product picture (catalogue individual photo)



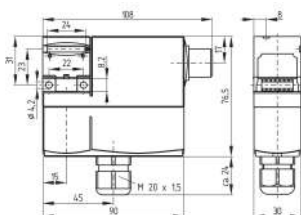
ID: kazm1f10

| 491.5 kB | .jpg | 243.769 x 229.658 mm - 691 x 651 px - 72 dpi

| 50.6 kB | .png | 74.083 x 69.85 mm - 210 x 198 px - 72 dpi

| 87.0 kB | .jpg | 123.472 x 116.417 mm - 350 x 330 px - 72 dpi

Dimensional drawing basic component



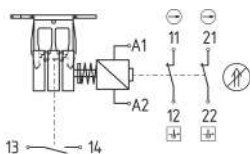
ID: lazmlg07

| 44.4 kB | .cdr |

| 10.1 kB | .png | 74.083 x 51.506 mm - 210 x 146 px - 72 dpi

| 126.8 kB | .jpg | 352.778 x 245.181 mm - 1000 x 695 px - 72 dpi

Diagram



ID: kazm1k87

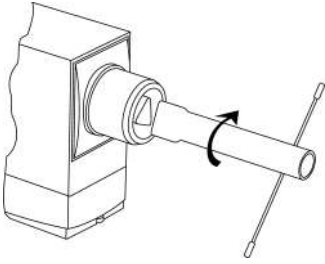
| 76.2 kB | .ai | 210.002 x 297 mm - 595 x 841 px - 72 dpi

| 89.0 kB | .jpg | 352.778 x 227.542 mm - 1000 x 645 px - 72 dpi

| 4.4 kB | .png | 74.083 x 47.978 mm - 210 x 136 px - 72 dpi

11	12	21	22	13	14	A1	A2
----	----	----	----	----	----	----	----

Operating principle



ID: kazm1a71

| 113.1 kB | .jpg | 352.778 x 280.811 mm - 1000 x 796 px - 72 dpi

| 4.6 kB | .png | 74.083 x 58.914 mm - 210 x 167 px - 72 dpi

Schmersal India Pvt. Ltd., Plot No - G-7/1, Ranjangaon MIDC, Tal. - Shirur, Dist.- Pune 412 220

The details and data referred to have been carefully checked. Images may diverge from original. Further technical data can be found in the manual. Technical amendments and errors possible.

Generated on: 11/12/2023, 5:50 am