



## AZ 17-11ZRK-2243-1 5.0M

- Rear cable entry
- 30 mm x 60 mm x 30 mm
- Thermoplastic enclosure
- Double-insulated
- Long life
- small body
- Universal coding
- High level of contact reliability with low voltages and currents
- Insensitive to soiling
- 8 actuating planes

## Data

### Ordering data

Product type description	AZ 17-11ZRK-2243-1 5.0M
Article number (order number)	101147467
EAN (European Article Number)	4030661143248
eCl@ss number, version 12.0	27-27-26-02
eCl@ss number, version 11.0	27-27-26-02
eCl@ss number, version 9.0	27-27-26-02
ETIM number, version 7.0	EC002592
ETIM number, version 6.0	EC002592

### Approvals - Standards

Certificates	BG CCC
--------------	-----------

### General data

Standards	EN ISO 13849-1 EN ISO 14119 EN IEC 60947-5-1
Coding level according to EN ISO 14119	Low
Working principle	electromechanical
Housing material	Plastic, glass-fibre reinforced thermoplastic, self-extinguishing
Gross weight	439 g

### General data - Features

Increased latching force	Yes
Number of actuating directions	2
Number of auxiliary contacts	1
Number of safety contacts	1
Number of cable glands	1

### Safety classification

Standards	EN ISO 13849-1
Performance Level, up to	c
Category	1
B <sub>10D</sub> Normally-closed contact (NC)	2,000,000 Operations
Note	Electrical life on request.
B <sub>10D</sub> Normally-open contact (NO)	1,000,000 Operations
Note	at 10% I <sub>e</sub> and ohmic load
Mission time	20 Year(s)

### Safety classification - Fault exclusion

Please note:	Can be used when fault exclusion for dangerous damage to the 1-channel mechanism is permissible and sufficient protection against manipulation is guaranteed.
Performance Level, up to	d

Category	3
Note	for 2-channel use and with suitable logic unit.
Mission time	20 Year(s)

### Mechanical data

Mechanical life, minimum	1,000,000 Operations
Latching force	30 N
Positive break travel	11 mm
Positive break force per NC contact, minimum	17 N
Actuating speed, maximum	2 m/s
Mounting	Screws
Type of the fixing screws	2x M5

### Mechanical data - Connection technique

Length of cable	5 m
Cable entry	rear
Termination	Cable
Wire cross-section	0.75 mm <sup>2</sup>

### Mechanical data - Dimensions

Length of sensor	30 mm
Width of sensor	30 mm
Height of sensor	65 mm

### Ambient conditions

Degree of protection	IP67
Ambient temperature	-30 ... +80 °C
Storage and transport temperature, minimum	-30 °C

Storage and transport temperature, maximum	+85 °C
Permissible installation altitude above sea level, maximum	2,000 m

### Ambient conditions - Insulation values

Rated insulation voltage $U_i$	250 VAC
Rated impulse withstand voltage $U_{imp}$	4 kV
Overtoltage category	III
Degree of pollution	3

### Electrical data

Thermal test current	10 A
Required rated short-circuit current	1,000 A
Switching element	NO contact, NC contact
Switching principle	slow action, positive break NC contact
Switching frequency	2,000 /h
Material of the contacts, electrical	Silver

### Electrical data - Safety contacts

Voltage, Utilisation category AC-15	230 VAC
Current, Utilisation category AC-15	4 A
Voltage, Utilisation category DC-13	24 VDC
Current, Utilisation category DC-13	4 A

### Electrical data - Auxiliary contacts

Voltage, Utilisation category AC- 230 VAC  
15

Current, Utilisation category AC- 4 A  
15

Voltage, Utilisation category DC- 24 VDC  
13

Current, Utilisation category DC- 4 A  
13

## Other data

Note (applications)                      sliding safety guard  
removable guard  
hinged safety guard

## Scope of delivery

Scope of delivery                      Actuator must be ordered separately.  
Slot cover for dust-proof covering of the opening not in use

## Note

Note (General)                          Individual coding available on request

## Ordering code

Product type description:  
AZ 17-(1)Z(2)K-(3)-(4)-(5)

(1)

---

**11**                                              1 NO contacts/1 NC contact

**02**                                              2 NC contact

(2)

---

**without**                                      Latching force 5 N

**R**                                                Latching force 30 N

(3)

---

<b>without</b>	M16 cable gland
<b>2243</b>	Front cable entry
<b>2243-1</b>	Rear cable entry
<b>ST</b>	M12 connector, 4 pole

(4)

<b>1637</b>	Gold-plated contacts
-------------	----------------------

(5)

<b>5M</b>	Cable length 5 m
-----------	------------------

<b>6M</b>	Cable length 6 m
-----------	------------------

## Pictures

### Product picture (catalogue individual photo)



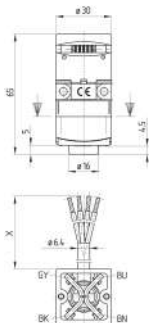
ID: kaz17f20

| 688.0 kB | .jpg | 241.3 x 453.319 mm - 684 x 1285 px - 72 dpi

| 97.6 kB | .png | 74.083 x 138.994 mm - 210 x 394 px - 72 dpi

| 53.9 kB | .jpg | 65.617 x 123.472 mm - 186 x 350 px - 72 dpi

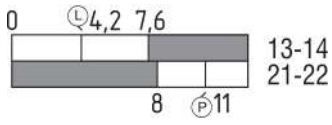
### Dimensional drawing basic component



ID: Kaz17g05

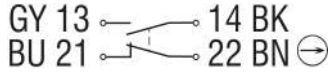
| 301.4 kB | .jpg | 352.778 x 780.344 mm - 1000 x 2212 px - 72 dpi

### Switch travel diagram



ID: kaz17s01  
 | 19.6 kB | .cdr |  
 | 2.0 kB | .png | 74.083 x 26.458 mm - 210 x 75 px - 72 dpi  
 | 52.6 kB | .jpg | 352.778 x 125.236 mm - 1000 x 355 px - 72 dpi

## Diagram



ID: k1o1sk24  
 | 15.6 kB | .cdr |  
 | 52.0 kB | .jpg | 352.778 x 70.556 mm - 1000 x 200 px - 72 dpi  
 | 2.9 kB | .png | 74.083 x 14.817 mm - 210 x 42 px - 72 dpi

Schmersal India Pvt. Ltd., Plot No - G-7/1, Ranjangaon MIDC, Tal. - Shirur, Dist.- Pune 412 220  
 The details and data referred to have been carefully checked. Images may diverge from original. Further technical data can be found in the manual. Technical amendments and errors possible.  
 Generated on: 08/12/2023, 7:05 am