



AZ 17-02ZRI-ST B1



- Connector M12 x 1, 4-pole
- Thermoplastic enclosure
- Double-insulated
- Long life
- 30 mm x 60 mm x 30 mm
- Particularly suitable for sliding doors
- small body
- Individual coding
- Coding level "High" according to ISO 14119
- High level of contact reliability with low voltages and currents
- Insensitive to soiling
- Slot sealing plug included
- 8 actuating planes

Data

Ordering data

Product type description	AZ 17-02ZRI-ST B1
Article number (order number)	101144080
eCl@ss number, version 12.0	27-27-26-02
eCl@ss number, version 11.0	27-27-26-02
eCl@ss number, version 9.0	27-27-26-02
ETIM number, version 7.0	EC002592
ETIM number, version 6.0	EC002592

General data

Standards	EN ISO 13849-1 EN ISO 14119 EN IEC 60947-5-1
Coding level according to EN ISO 14119	High

Working principle	electromechanical
Housing material	Plastic, glass-fibre reinforced thermoplastic, self-extinguishing
Material of the actuator	Stainless steel
Gross weight	110 g

General data - Features

Increased latching force	Yes
Number of actuating directions	2
Number of safety contacts	2
Number of cable glands	1

Safety classification

Standards	EN ISO 13849-1 EN IEC 60947-5-1
Performance Level, up to	c
Category	1
B _{10D} Normally-closed contact (NC)	2,000,000 Operations
Note	Electrical life on request.
Mission time	20 Year(s)

Safety classification - Fault exclusion

Please note:	Can be used when fault exclusion for dangerous damage to the 1-channel mechanism is permissible and sufficient protection against manipulation is guaranteed.
Performance Level, up to	d
Category	3
Note	for 2-channel use and with suitable logic unit.
Mission time	20 Year(s)

Mechanical data

Mechanical life, minimum	1,000,000 Operations
Latching force	30 N
Positive break travel	11 mm
Positive break force per NC contact, minimum	17 N
Actuating speed, maximum	2 m/s
Mounting	Screws
Type of the fixing screws	2x M5

Mechanical data - Connection technique

Termination	Connector M12
-------------	---------------

Mechanical data - Dimensions

Length of sensor	30 mm
Width of sensor	30 mm
Height of sensor	85 mm

Ambient conditions

Degree of protection	IP67
Ambient temperature	-30 ... +80 °C
Storage and transport temperature, minimum	-30 °C
Storage and transport temperature, maximum	+85 °C
Permissible installation altitude above sea level, maximum	2,000 m

Ambient conditions - Insulation values

Rated insulation voltage U_i	250 VAC
Rated impulse withstand voltage U_{imp}	4 kV
Overtoltage category	III

Degree of pollution 3

Electrical data

Thermal test current	10 A
Required rated short-circuit current	1,000 A
Switching element	Opener (NC)
Switching principle	slow action, positive break NC contact
Switching frequency	2,000 /h
Material of the contacts, electrical	Silver

Electrical data - Safety contacts

Voltage, Utilisation category AC-15 230 VAC

Current, Utilisation category AC-15 4 A

Voltage, Utilisation category DC-13 24 VDC

Current, Utilisation category DC-13 4 A

Scope of delivery

Scope of delivery Not available as spare part
Slot cover for dust-proof covering of the opening not in use

Note

Note (General) The axis of the hinge must be 10 mm above and in a parallel plane to the top surface of the safety switch.
minimum actuating radius on rotating guard systems via the narrow edge of the actuator 140 mm
minimum actuating radius on hinged guards in line with the plane of the actuator 200 mm
The actuator is not available separately.

Ordering code

Product type description:

AZ 17-(1)Z(2)I-(3)-(4)-(5)

(1)

11	1 NO contacts/1 NC contact
02	2 NC contact

(2)

without	Latching force 5 N
R	Latching force 30 N

(3)

without	M16 cable gland
ST	M12 connector

(4)

B1	Actuator B1
B5	Actuator B5
B6L	Actuator B6L
B6R	Actuator B6R

(5)

1637	Gold-plated contacts
-------------	----------------------

Pictures

Product picture (catalogue individual photo)



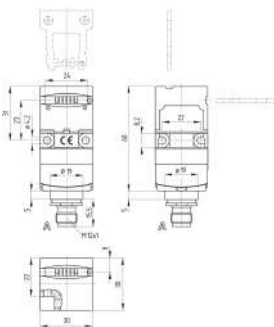
ID: kaz17f31

| 1.1 MB | .jpg | 352.778 x 1012.472 mm - 1000 x 2870 px - 72 dpi

| 120.5 kB | .png | 74.083 x 212.372 mm - 210 x 602 px - 72 dpi

| 27.0 kB | .jpg | 43.039 x 123.472 mm - 122 x 350 px - 72 dpi

Dimensional drawing basic component



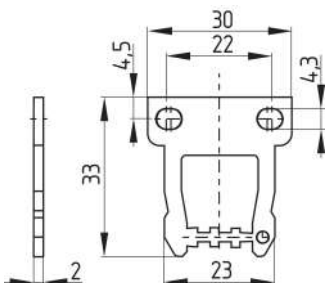
ID: kaz17gi2

| 111.5 kB | .cdr |

| 5.8 kB | .png | 74.083 x 86.783 mm - 210 x 246 px - 72 dpi

| 168.7 kB | .jpg | 352.425 x 413.456 mm - 999 x 1172 px - 72 dpi

Dimensional drawing actuator



ID: 1az17b03

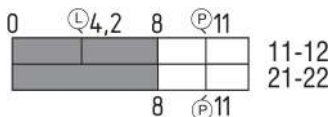
| 104.1 kB | .jpg | 352.778 x 309.386 mm - 1000 x 877 px - 72 dpi

| 5.4 kB | .png | 74.083 x 64.911 mm - 210 x 184 px - 72 dpi

| 13.8 kB | .png | 50.038 x 43.857 mm - 591 x 518 px - 300 dpi

| 27.1 kB | .jpg | 112.889 x 99.131 mm - 320 x 281 px - 72 dpi

Switch travel diagram



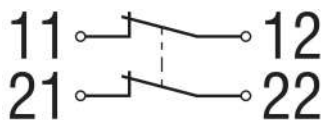
ID: kaz17s02

| 20.1 kB | .cdr |

| 2.0 kB | .png | 74.083 x 26.458 mm - 210 x 75 px - 72 dpi

| 55.6 kB | .jpg | 352.778 x 125.236 mm - 1000 x 355 px - 72 dpi

Diagram

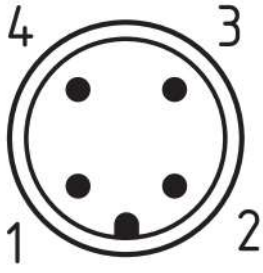


ID: k2o--k01

| 48.8 kB | .jpg | 352.778 x 125.236 mm - 1000 x 355 px - 72 dpi

| 2.3 kB | .png | 74.083 x 26.458 mm - 210 x 75 px - 72 dpi

Contact arrangement



ID: km12-k4c

| 4.2 kB | .png | 74.083 x 74.083 mm - 210 x 210 px - 72 dpi

| 113.3 kB | .jpg | 352.778 x 352.778 mm - 1000 x 1000 px - 72 dpi

Schmersal India Pvt. Ltd., Plot No - G-7/1, Ranjangaon MIDC, Tal. - Shirur, Dist.- Pune 412 220

The details and data referred to have been carefully checked. Images may diverge from original. Further technical data can be found in the manual. Technical amendments and errors possible.

Generated on: 08/12/2023, 9:48 am