



## AZ 17-02ZRI B5



- cable gland M16
- Thermoplastic enclosure
- Double-insulated
- Long life
- 30 mm x 60 mm x 30 mm
- small body
- Individual coding
- Coding level "High" according to ISO 14119
- High level of contact reliability with low voltages and currents
- Insensitive to soiling
- Slot sealing plug included
- 8 actuating planes

## Data

### Ordering data

Product type description	AZ 17-02ZRI B5
Article number (order number)	101136309
EAN (European Article Number)	4030661056494
eCl@ss number, version 12.0	27-27-26-02
eCl@ss number, version 11.0	27-27-26-02
eCl@ss number, version 9.0	27-27-26-02
ETIM number, version 7.0	EC002592
ETIM number, version 6.0	EC002592

### General data

Standards	EN ISO 13849-1 EN ISO 14119 EN IEC 60947-5-1
Coding level according to EN ISO 14119	High

Working principle	electromechanical
Housing material	Plastic, glass-fibre reinforced thermoplastic, self-extinguishing
Material of the actuator	Stainless steel
Gross weight	100 g

### General data - Features

Increased latching force	Yes
Number of actuating directions	2
Number of safety contacts	2
Number of cable glands	1

### Safety classification

Standards	EN ISO 13849-1 EN IEC 60947-5-1
Performance Level, up to	c
Category	1
B <sub>10D</sub> Normally-closed contact (NC)	2,000,000 Operations
Note	Electrical life on request.
Mission time	20 Year(s)

### Safety classification - Fault exclusion

Please note:	Can be used when fault exclusion for dangerous damage to the 1-channel mechanism is permissible and sufficient protection against manipulation is guaranteed.
Performance Level, up to	d
Category	3
Note	for 2-channel use and with suitable logic unit.
Mission time	20 Year(s)

### Mechanical data

Mechanical life, minimum	1,000,000 Operations
Latching force	30 N
Positive break travel	11 mm
Positive break force per NC contact, minimum	17 N
Positive break force, minimum	34 N
Actuating speed, maximum	2 m/s
Mounting	Screws
Type of the fixing screws	2x M5
Tightening torque of the fastening screws for the housing cover, minimum	0.7 Nm
Tightening torque of the fastening screws for the housing cover, maximum	1 Nm
Note	Torx T10

### **Mechanical data - Connection technique**

Cable entry	M 16 x 1.5
Termination	IDC method of termination
Cable section, minimum	0.75 mm <sup>2</sup>
Cable section, maximum	1 mm <sup>2</sup>
Note (Cable section)	All indications including the conductor ferrules.
Allowed type of cable	flexible

### **Mechanical data - Dimensions**

Length of sensor	30 mm
Width of sensor	30 mm
Height of sensor	85 mm

### **Ambient conditions**

Degree of protection	IP67
----------------------	------

Ambient temperature	-30 ... +80 °C
Storage and transport temperature, minimum	-30 °C
Storage and transport temperature, maximum	+85 °C
Permissible installation altitude above sea level, maximum	2,000 m

### Ambient conditions - Insulation values

Rated insulation voltage $U_i$	250 VAC
Rated impulse withstand voltage $U_{imp}$	4 kV
Overtoltage category	III
Degree of pollution	3

### Electrical data

Thermal test current	10 A
Required rated short-circuit current	1,000 A
Switching element	Opener (NC)
Switching principle	slow action, positive break NC contact
Switching frequency	2,000 /h
Material of the contacts, electrical	Silver

### Electrical data - Safety contacts

Voltage, Utilisation category AC-15	230 VAC
Current, Utilisation category AC-15	4 A
Voltage, Utilisation category DC-13	24 VDC
Current, Utilisation category DC-13	4 A

### Scope of delivery

Scope of delivery	Not available as spare part Slot cover for dust-proof covering of the opening not in use
-------------------	---

## Note

Note (General)

This type termination (IDC) method enables simple connection of flexible conductors without the need for the use of conductor ferrules  
The actuator is not available separately.

## Ordering code

Product type description:  
AZ 17-(1)Z(2)I-(3)-(4)-(5)

(1)

---

<b>11</b>	1 NO contacts/1 NC contact
<b>02</b>	2 NC contact

(2)

---

<b>without</b>	Latching force 5 N
<b>R</b>	Latching force 30 N

(3)

---

<b>without</b>	M16 cable gland
<b>ST</b>	M12 connector

(4)

---

<b>B1</b>	Actuator B1
<b>B5</b>	Actuator B5
<b>B6L</b>	Actuator B6L
<b>B6R</b>	Actuator B6R

(5)

---

<b>1637</b>	Gold-plated contacts
-------------	----------------------

## Pictures

**Product picture (catalogue individual photo)**



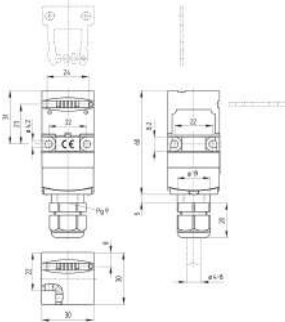
ID: kaz17f15

| 1.5 MB | .jpg | 352.778 x 1102.783 mm - 1000 x 3126 px - 72 dpi

| 120.0 kB | .png | 74.083 x 231.422 mm - 210 x 656 px - 72 dpi

| 23.9 kB | .jpg | 39.511 x 123.472 mm - 112 x 350 px - 72 dpi

## Dimensional drawing basic component



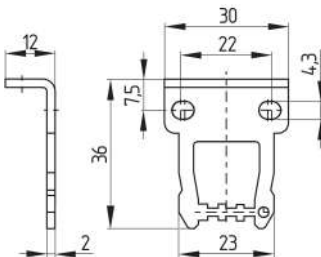
ID: kaz17gi1

| 47.7 kB | .cdr |

| 5.8 kB | .png | 74.083 x 83.256 mm - 210 x 236 px - 72 dpi

| 170.0 kB | .jpg | 352.778 x 396.522 mm - 1000 x 1124 px - 72 dpi

## Dimensional drawing actuator

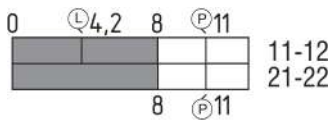


ID: 1az17b06

| 99.1 kB | .jpg | 352.778 x 277.989 mm - 1000 x 788 px - 72 dpi

| 4.8 kB | .png | 74.083 x 58.561 mm - 210 x 166 px - 72 dpi

## Switch travel diagram



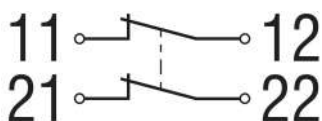
ID: kaz17s02

| 20.1 kB | .cdr |

| 2.0 kB | .png | 74.083 x 26.458 mm - 210 x 75 px - 72 dpi

| 55.6 kB | .jpg | 352.778 x 125.236 mm - 1000 x 355 px - 72 dpi

## Diagram




ID: k2o--k01

| 48.8 kB | .jpg | 352.778 x 125.236 mm - 1000 x 355 px - 72 dpi

| 2.3 kB | .png | 74.083 x 26.458 mm - 210 x 75 px - 72 dpi

## Assembly example



ID: kaz17m02  
| 210.2 kB | .cdr |

Schmersal India Pvt. Ltd., Plot No - G-7/1, Ranjangaon MIDC, Tal. - Shirur, Dist.- Pune 412 220

The details and data referred to have been carefully checked. Images may diverge from original. Further technical data can be found in the manual. Technical amendments and errors possible.

Generated on: 08/12/2023, 10:06 am