



## AZ 17-02ZI-ST B6L

- Connector M12 x 1, 4-pole
- left-hand model
- For very small actuating radii in line with or at 90° to the plane of the actuator
- Thermoplastic enclosure
- Double-insulated
- Long life
- 30 mm x 60 mm x 30 mm
- small body
- Individual coding
- Coding level "High" according to ISO 14119
- High level of contact reliability with low voltages and currents
- Insensitive to soiling
- Slot sealing plug included
- 8 actuating planes

## Data

### Ordering data

Product type description	AZ 17-02ZI-ST B6L
Article number (order number)	101144087
eCl@ss number, version 12.0	27-27-26-02
eCl@ss number, version 11.0	27-27-26-02
eCl@ss number, version 9.0	27-27-26-02
ETIM number, version 7.0	EC002592
ETIM number, version 6.0	EC002592

### General data

Standards	EN ISO 13849-1 EN ISO 14119 EN IEC 60947-5-1
-----------	--

Coding level according to EN ISO 14119	High
Working principle	electromechanical
Housing material	Plastic, glass-fibre reinforced thermoplastic, self-extinguishing
Material of the actuator	Stainless steel
Gross weight	115 g

### General data - Features

Number of actuating directions	2
Number of safety contacts	2
Number of cable glands	1

### Safety classification

Standards	EN ISO 13849-1
Performance Level, up to	c
Category	1
B <sub>10D</sub> Normally-closed contact (NC)	2,000,000 Operations
Note	Electrical life on request.
Mission time	20 Year(s)

### Safety classification - Fault exclusion

Please note:	Can be used when fault exclusion for dangerous damage to the 1-channel mechanism is permissible and sufficient protection against manipulation is guaranteed.
Performance Level, up to	d
Category	3
Note	for 2-channel use and with suitable logic unit.
Mission time	20 Year(s)

### Mechanical data

Mechanical life, minimum	1,000,000 Operations
Latching force	5 N
Positive break travel	11 mm
Positive break force per NC contact, minimum	17 N
Actuating speed, maximum	2 m/s
Mounting	Screws
Type of the fixing screws	2x M5

### Mechanical data - Connection technique

Termination	Connector plug M12, 4-pole, (A-coding)
-------------	--

### Mechanical data - Dimensions

Length of sensor	30 mm
Width of sensor	30 mm
Height of sensor	85 mm

### Ambient conditions

Degree of protection	IP67
Ambient temperature	-30 ... +80 °C
Storage and transport temperature, minimum	-30 °C
Storage and transport temperature, maximum	+85 °C
Permissible installation altitude above sea level, maximum	2,000 m

### Ambient conditions - Insulation values

Rated insulation voltage $U_i$	250 VAC
Rated impulse withstand voltage $U_{imp}$	4 kV
Overtoltage category	III

Degree of pollution 3

## Electrical data

Thermal test current	10 A
Required rated short-circuit current	1,000 A
Switching element	Opener (NC)
Switching principle	slow action, positive break NC contact
Switching frequency	2,000 /h
Material of the contacts, electrical	Silver

## Scope of delivery

Scope of delivery	Not available as spare part Slot cover for dust-proof covering of the opening not in use
-------------------	---

## Note

Note (General)	The axis of the hinge must be 11 mm above and in a parallel plane to the top surface of the safety switch. Actuating radius adjustable, minimum 50 mm, using an hexagonal key wrench SW 2 mm (a and b) The actuator is not available separately.
----------------	--

## Ordering code

Product type description:  
AZ 17-(1)Z(2)I-(3)-(4)-(5)

(1)

<b>11</b>	1 NO contacts/1 NC contact
<b>02</b>	2 NC contact

(2)

<b>without</b>	Latching force 5 N
<b>R</b>	Latching force 30 N

(3)

**without**

M16 cable gland

**ST**

M12 connector

(4)

**B1**

Actuator B1

**B5**

Actuator B5

**B6L**

Actuator B6L

**B6R**

Actuator B6R

(5)

**1637**

Gold-plated contacts

## Pictures

### Product picture (catalogue individual photo)



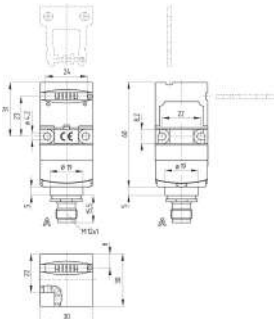
ID: kaz17fi2

| 281.9 kB | .jpg | 122.061 x 359.481 mm - 346 x 1019 px - 72 dpi

| 148.6 kB | .png | 74.083 x 218.017 mm - 210 x 618 px - 72 dpi

| 29.3 kB | .jpg | 41.981 x 123.472 mm - 119 x 350 px - 72 dpi

### Dimensional drawing basic component



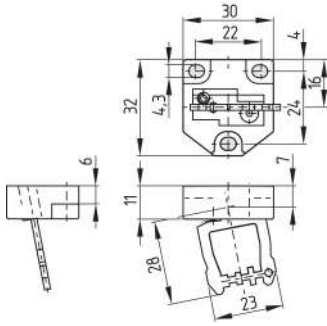
ID: kaz17gi2

| 111.5 kB | .cdr |

| 5.8 kB | .png | 74.083 x 86.783 mm - 210 x 246 px - 72 dpi

| 168.7 kB | .jpg | 352.425 x 413.456 mm - 999 x 1172 px - 72 dpi

### Dimensional drawing actuator

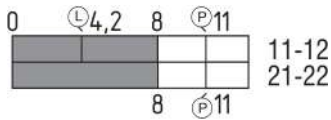


ID: 1azm1b07

| 155.3 kB | .jpg | 352.778 x 352.778 mm - 1000 x 1000 px - 72 dpi

| 19.5 kB | .png | 74.083 x 74.083 mm - 210 x 210 px - 72 dpi

## Switch travel diagram



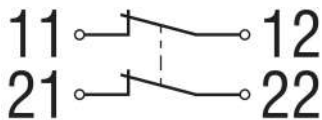
ID: kaz17s02

| 20.1 kB | .cdr |

| 2.0 kB | .png | 74.083 x 26.458 mm - 210 x 75 px - 72 dpi

| 55.6 kB | .jpg | 352.778 x 125.236 mm - 1000 x 355 px - 72 dpi

## Diagram

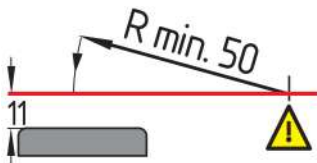


ID: k2o--k01

| 48.8 kB | .jpg | 352.778 x 125.236 mm - 1000 x 355 px - 72 dpi

| 2.3 kB | .png | 74.083 x 26.458 mm - 210 x 75 px - 72 dpi

## Actuating radius



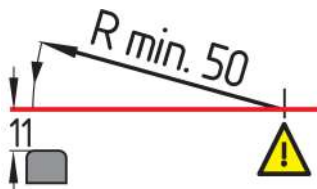
ID: kaz17r01

| 19.8 kB | .cdr |

| 3.2 kB | .png | 74.083 x 38.1 mm - 210 x 108 px - 72 dpi

| 71.2 kB | .jpg | 352.778 x 180.622 mm - 1000 x 512 px - 72 dpi

## Actuating radius



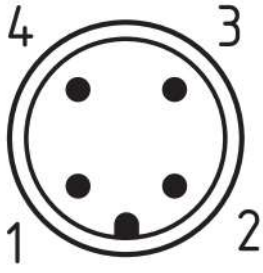
ID: kaz17r02

| 19.8 kB | .cdr |

| 3.5 kB | .png | 74.083 x 44.45 mm - 210 x 126 px - 72 dpi

| 84.0 kB | .jpg | 352.778 x 211.667 mm - 1000 x 600 px - 72 dpi

## Contact arrangement



ID: km12-k4c

| 4.2 kB | .png | 74.083 x 74.083 mm - 210 x 210 px - 72 dpi

| 113.3 kB | .jpg | 352.778 x 352.778 mm - 1000 x 1000 px - 72 dpi

Schmersal India Pvt. Ltd., Plot No - G-7/1, Ranjangaon MIDC, Tal. - Shirur, Dist.- Pune 412 220

The details and data referred to have been carefully checked. Images may diverge from original. Further technical data can be found in the manual. Technical amendments and errors possible.

Generated on: 08/12/2023, 10:17 am