

# URTK/SS - Disconnect terminal block



0321019

<https://www.phoenixcontact.com/in/products/0321019>

Please be informed that the data shown in this PDF document is generated from our online catalog. Please find the complete data in the user documentation. Our general terms of use for downloads are valid.



Disconnect terminal block, nom. voltage: 400 V, nominal current: 26 A, connection method: Screw connection, Rated cross section: 4 mm<sup>2</sup>, cross section: 0.2 mm<sup>2</sup> - 4 mm<sup>2</sup>, mounting type: NS 35/7,5, NS 35/15, NS 32, color: gray

## Commercial data

Item number	0321019
Packing unit	50 pc
Minimum order quantity	50 pc
Sales key	BE1
Product key	BE1233
Catalog page	Page 517 (C-1-2019)
GTIN	4017918001698
Weight per piece (including packing)	13.432 g
Weight per piece (excluding packing)	13.432 g
Customs tariff number	85369010
Country of origin	PL

# URTK/SS - Disconnect terminal block



0321019

<https://www.phoenixcontact.com/in/products/0321019>

## Technical data

### Product properties

Product type	Test disconnect terminal block
Number of connections	2
Number of rows	1
Potentials	1

### Data management status

Article revision	06
------------------	----

### Insulation characteristics

Overvoltage category	III
Degree of pollution	3

### Electrical properties

Rated surge voltage	6 kV
Maximum power dissipation for nominal condition	1.02 W

### Connection data

Number of connections per level	2
Nominal cross section	4 mm <sup>2</sup>

### Level 1 above 1 below 1

Screw thread	M3
Tightening torque	0.6 ... 0.8 Nm
Stripping length	7 mm
Internal cylindrical gage	A3
Connection in acc. with standard	IEC 60947-7-1
Conductor cross section rigid	0.2 mm <sup>2</sup> ... 4 mm <sup>2</sup>
Cross section AWG	24 ... 12 (converted acc. to IEC)
Conductor cross section flexible	0.2 mm <sup>2</sup> ... 4 mm <sup>2</sup>
Conductor cross section, flexible [AWG]	24 ... 12 (converted acc. to IEC)
Conductor cross-section flexible (ferrule without plastic sleeve)	0.25 mm <sup>2</sup> ... 4 mm <sup>2</sup>
Flexible conductor cross section (ferrule with plastic sleeve)	0.25 mm <sup>2</sup> ... 2.5 mm <sup>2</sup>
2 conductors with same cross section, solid	0.2 mm <sup>2</sup> ... 1.5 mm <sup>2</sup>
2 conductors with same cross section, flexible	0.2 mm <sup>2</sup> ... 1.5 mm <sup>2</sup>
2 conductors with same cross section, flexible, with ferrule without plastic sleeve	0.25 mm <sup>2</sup> ... 1.5 mm <sup>2</sup>
2 conductors with the same cross section, flexible, with TWIN ferrule with plastic sleeve	0.5 mm <sup>2</sup> ... 2.5 mm <sup>2</sup>
Nominal current	26 A
Maximum load current	26 A (with 4 mm <sup>2</sup> conductor cross section)
Nominal voltage	400 V
Nominal cross section	4 mm <sup>2</sup>

# URTK/SS - Disconnect terminal block



0321019

<https://www.phoenixcontact.com/in/products/0321019>

## Dimensions

Width	6.2 mm
End cover width	1 mm
Height	56.5 mm
Depth on NS 32	45 mm
Depth on NS 35/7,5	40 mm
Depth on NS 35/15	47.5 mm

## Material specifications

Color	gray (RAL 7042)
Flammability rating according to UL 94	V0
Insulating material group	I
Insulating material	PA
Static insulating material application in cold	-60 °C
Temperature index of insulation material (DIN EN 60216-1 (VDE 0304-21))	130 °C
Relative insulation material temperature index (Elec., UL 746 B)	130 °C
Fire protection for rail vehicles (DIN EN 45545-2) R22	HL 1 - HL 3
Fire protection for rail vehicles (DIN EN 45545-2) R23	HL 1 - HL 3
Fire protection for rail vehicles (DIN EN 45545-2) R24	HL 1 - HL 3
Fire protection for rail vehicles (DIN EN 45545-2) R26	HL 1 - HL 3
Calorimetric heat release NFPA 130 (ASTM E 1354)	28 MJ/kg
Surface flammability NFPA 130 (ASTM E 162)	passed
Specific optical density of smoke NFPA 130 (ASTM E 662)	passed
Smoke gas toxicity NFPA 130 (SMP 800C)	passed

## Electrical tests

### Surge voltage test

Result	Test passed
--------	-------------

### Temperature-rise test

Requirement temperature-rise test	Increase in temperature $\leq$ 45 K
Result	Test passed
Short-time withstand current 4 mm <sup>2</sup>	0.48 kA
Result	Test passed

### Power-frequency withstand voltage

Test voltage setpoint	1.89 kV
Result	Test passed

## Mechanical properties

### Mechanical data

Open side panel	Yes
-----------------	-----

## Mechanical tests

### Mechanical strength

Result	Test passed
--------	-------------

### Attachment on the carrier

DIN rail/fixing support	NS 32/NS 35
Result	Test passed

### Test for conductor damage and slackening

Rotation speed	10 (+/- 2) rpm
Revolutions	135
Conductor cross section/weight	0.2 mm <sup>2</sup> / 0.2 kg
	4 mm <sup>2</sup> / 0.9 kg
Result	Test passed

## Environmental and real-life conditions

### Needle-flame test

Time of exposure	30 s
Result	Test passed

### Oscillation/broadband noise

Specification	DIN EN 50155 (VDE 0115-200):2018-05
Spectrum	Service life test category 2, bogie-mounted
Frequency	$f_1 = 5 \text{ Hz}$ to $f_2 = 250 \text{ Hz}$
ASD level	6.12 (m/s <sup>2</sup> ) <sup>2</sup> /Hz
Acceleration	3.12g
Test duration per axis	5 h
Test directions	X-, Y- and Z-axis
Result	Test passed

### Shocks

Pulse shape	Semi-sinusoidal
Acceleration	5g
Shock duration	30 ms
Number of shocks per direction	3
Test directions	X-, Y- and Z-axis (pos. and neg.)
Result	Test passed

### Ambient conditions

Ambient temperature (operation)	-60 °C ... 110 °C (Operating temperature range incl. self-heating; for max. short-term operating temperature, see RTI Elec.)
Ambient temperature (storage/transport)	-25 °C ... 60 °C (for a short time, not exceeding 24 h, -60 °C to +70 °C)
Ambient temperature (assembly)	-5 °C ... 70 °C
Ambient temperature (actuation)	-5 °C ... 70 °C

# URTK/SS - Disconnect terminal block



0321019

<https://www.phoenixcontact.com/in/products/0321019>

Permissible humidity (operation)	20 % ... 90 %
Permissible humidity (storage/transport)	30 % ... 70 %

## Standards and regulations

Connection in acc. with standard	IEC 60947-7-1
----------------------------------	---------------

## Mounting

Mounting type	NS 35/7,5
	NS 35/15
	NS 32
Screw thread	M2,6

# URTK/SS - Disconnect terminal block



0321019

<https://www.phoenixcontact.com/in/products/0321019>

## Drawings

Circuit diagram



# URTK/SS - Disconnect terminal block





0321019


<https://www.phoenixcontact.com/in/products/0321019>


## Approvals

To download certificates, visit the product detail page: <https://www.phoenixcontact.com/in/products/0321019>

 <b>CSA</b> Approval ID: 13631				
	Nominal voltage $U_N$	Nominal current $I_N$	Cross section AWG	Cross section $\text{mm}^2$
Use group D	300 V	10 A	28 - 12	-

 <b>cUL Recognized</b> Approval ID: FILE E 60425				
	Nominal voltage $U_N$	Nominal current $I_N$	Cross section AWG	Cross section $\text{mm}^2$
	300 V	20 A	28 - 12	-

 <b>EAC</b> Approval ID: RU C-DE.BL08.B.00534				
---	--	--	--	--

 <b>cULus Recognized</b> Approval ID: E60425				
	Nominal voltage $U_N$	Nominal current $I_N$	Cross section AWG	Cross section $\text{mm}^2$
Use group B	300 V	20 A	28 - 12	-
Use group D	300 V	20 A	28 - 12	-

# URTK/SS - Disconnect terminal block



0321019

<https://www.phoenixcontact.com/in/products/0321019>

## Classifications

### ECLASS

ECLASS-11.0	27141126
ECLASS-12.0	27141126
ECLASS-13.0	27250109

### ETIM

ETIM 9.0	EC000902
----------	----------

### UNSPSC

UNSPSC 21.0	39121400
-------------	----------



# URTK/SS - Disconnect terminal block



0321019

<https://www.phoenixcontact.com/in/products/0321019>

## Environmental product compliance

### EU RoHS

Fulfills EU RoHS substance requirements	Yes
Exemption	6(c)

### China RoHS

Environment friendly use period (EFUP)	EFUP-50
	An article-related China RoHS declaration table can be found in the download area for the respective article under "Manufacturer declaration". For all articles with EFUP-E, no China RoHS declaration table issued and required.

### EU REACH SVHC

REACH candidate substance (CAS No.)	Lead(CAS: 7439-92-1)
SCIP	6131e4d0-cafd-4d77-8514-e527319aaa9c

Phoenix Contact 2024 © - all rights reserved

<https://www.phoenixcontact.com>

PHOENIX CONTACT (I) Pvt. Ltd.

A-58/2, Okhla Industrial Area, Phase - II, New Delhi-110 020

+91.1275.71420

[info@phoenixcontact.co.in](mailto:info@phoenixcontact.co.in)